



Lawyers Title®



VENTURA COUNTY

# MARKET ACTIVITY & TRENDS

JANUARY 2024

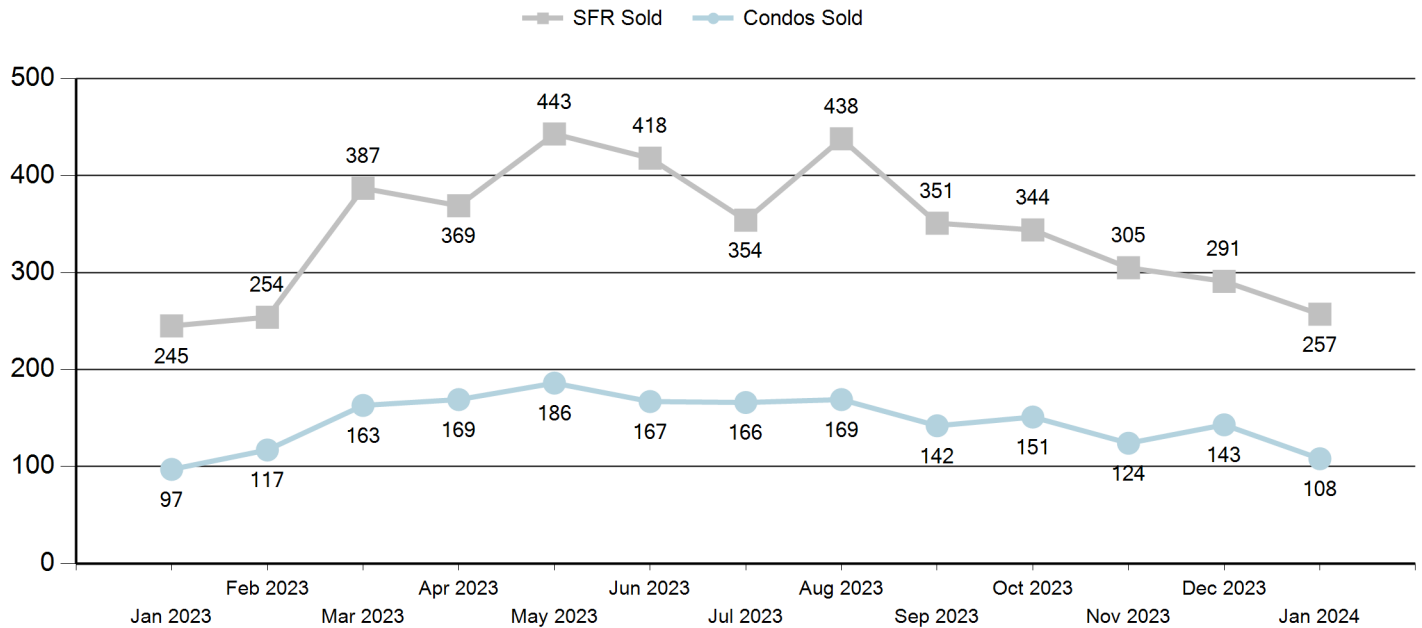
# MARKET ACTIVITY & TRENDS

JANUARY 2024



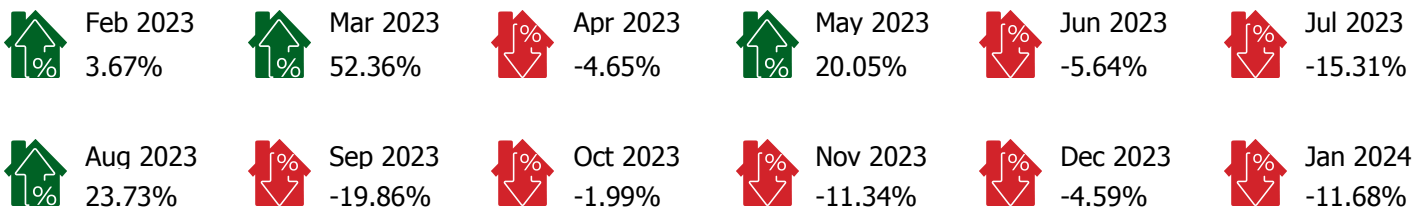
## SFR & CONDO SALES

### LAST 12 MONTHS




## MONTH OVER MONTH TRENDS

### SFR % Change



### Condo % Change

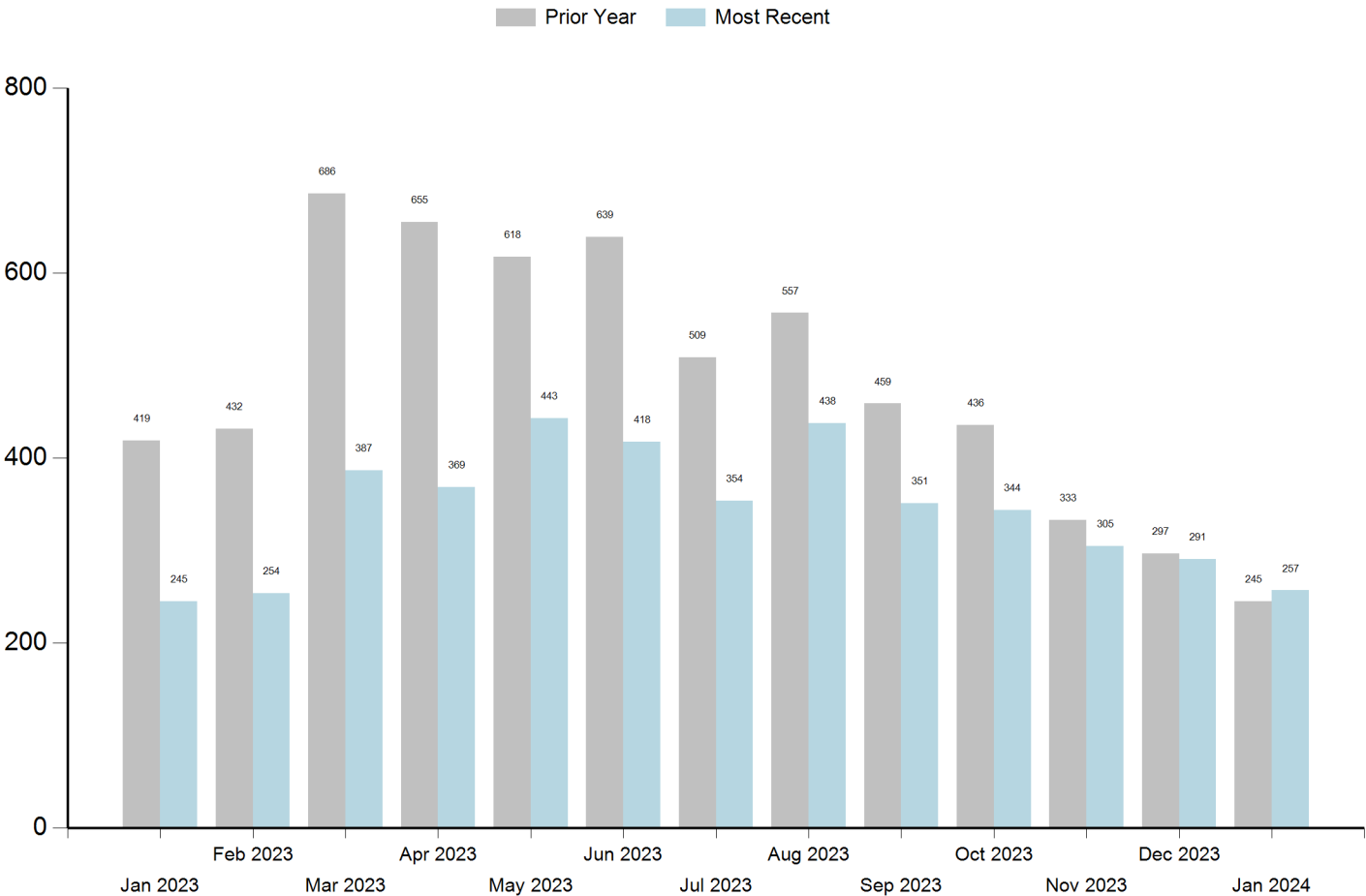


# MARKET ACTIVITY & TRENDS



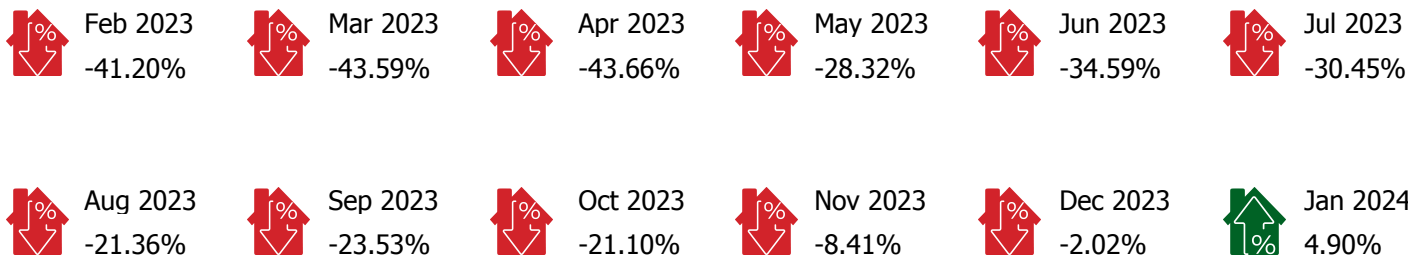
JANUARY 2024

## SFR YEAR OVER YEAR



## SFR YEAR OVER YEAR TRENDS

### SFR % Change

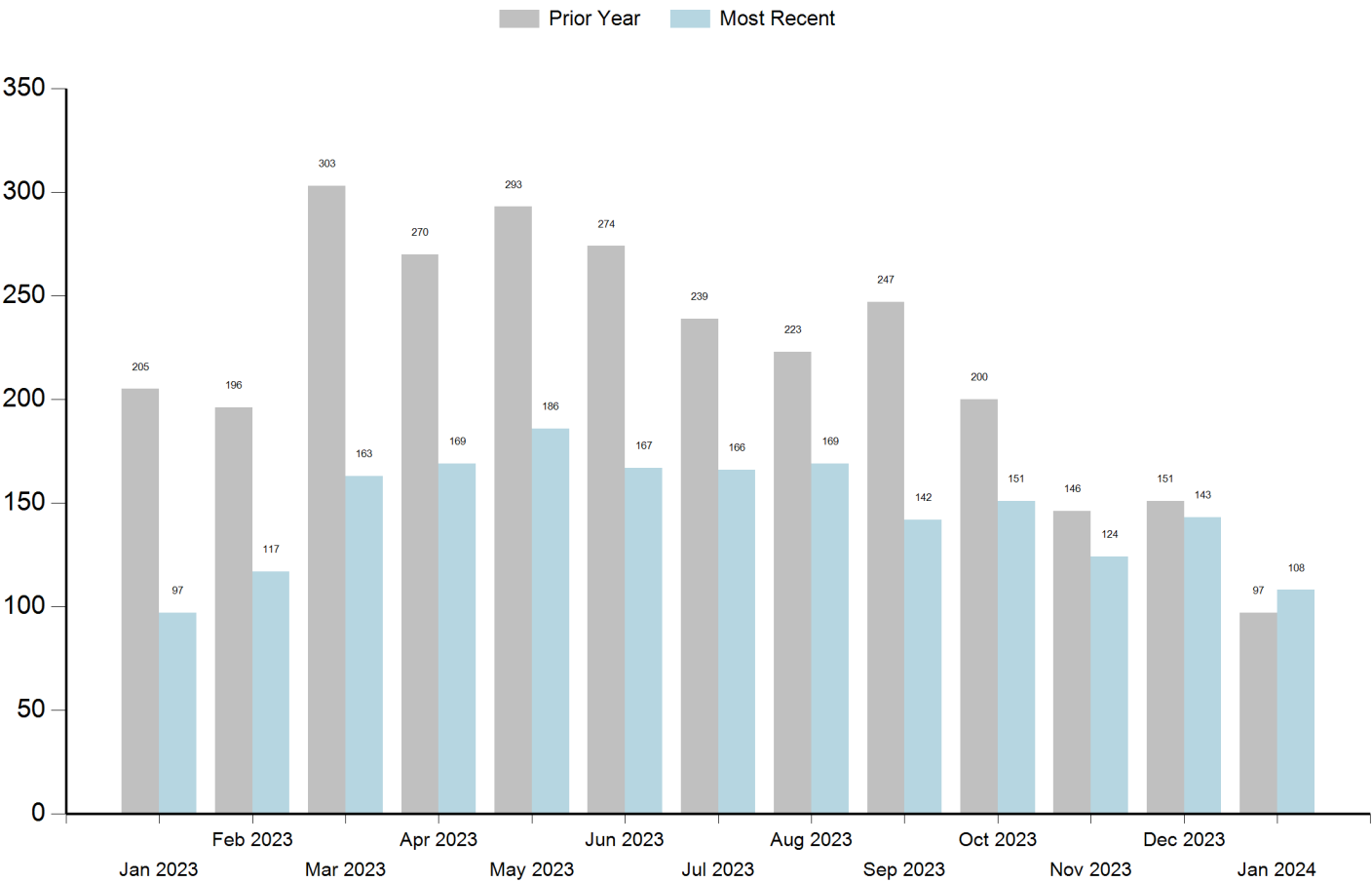


# MARKET ACTIVITY & TRENDS

## JANUARY 2024

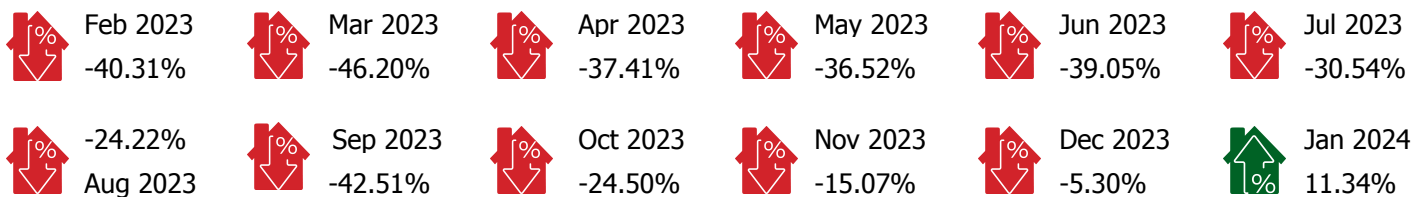


### CONDO YEAR OVER YEAR



### CONDO YEAR OVER YEAR TRENDS

#### CONDO % Change



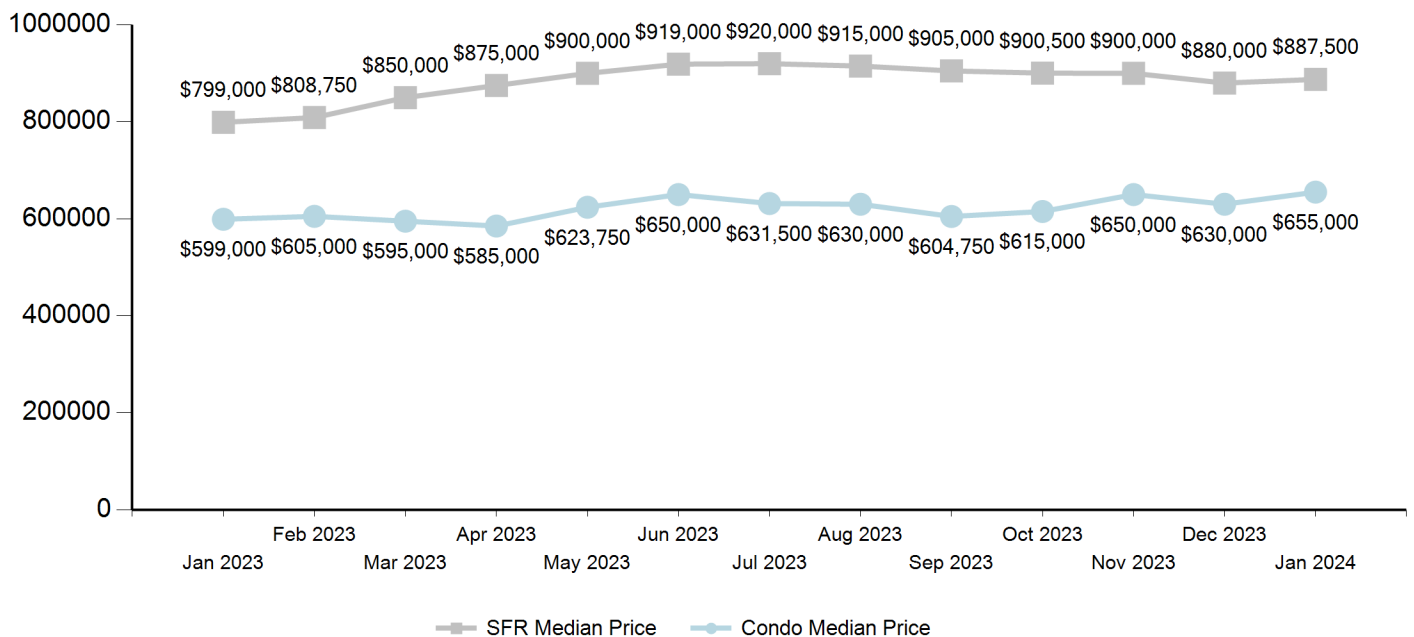


# MARKET ACTIVITY & TRENDS

JANUARY 2024



## SFR & CONDO MEDIAN SALES PRICE LAST 12 MONTHS



## MONTH OVER MONTH TRENDS

### SFR % Change

Feb 2023 1.22%	Mar 2023 5.10%	Apr 2023 2.94%	May 2023 2.86%	Jun 2023 2.11%	Jul 2023 0.11%
Aug 2023 -0.54%	Sep 2023 -1.09%	Oct 2023 -0.50%	Nov 2023 -0.06%	Dec 2023 -2.22%	Jan 2024 0.85%

### Condo % Change

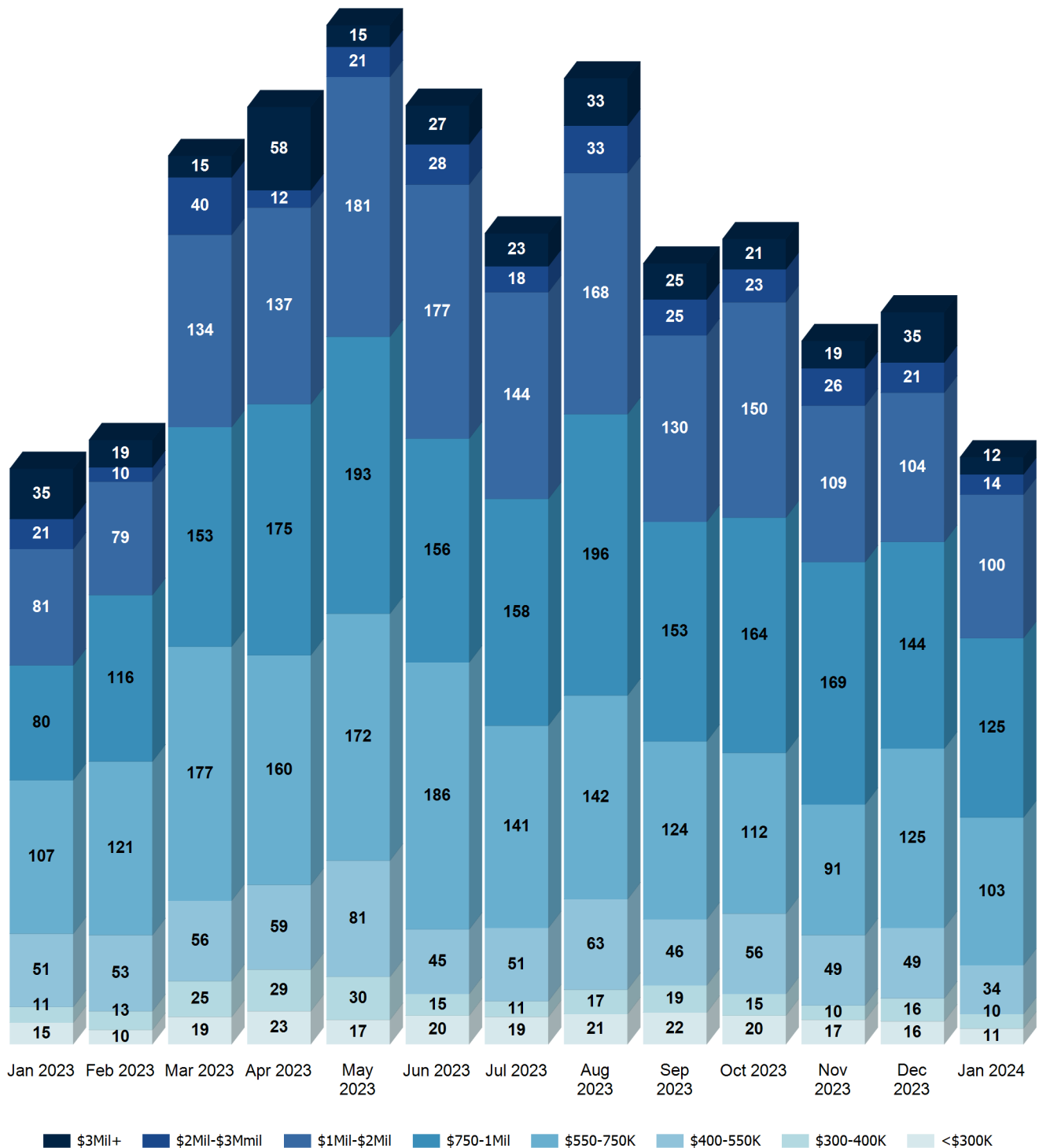
Feb 2023 1.00%	Mar 2023 -1.65%	Apr 2023 -1.68%	May 2023 6.62%	Jun 2023 4.21%	Jul 2023 -2.85%
Aug 2023 -0.24%	Sep 2023 -4.01%	Oct 2023 1.69%	Nov 2023 5.69%	Dec 2023 -3.08%	Jan 2024 3.97%

# MARKET ACTIVITY & TRENDS

JANUARY 2024



## SALES VALUE RANGES



# MARKET ACTIVITY & TRENDS

## JANUARY 2024



COMMUNITY NAME	ZIP CODE	SFR					Condos			
		SALES	SALES # % YOY	MEDIAN PRICE (\$1,000)	PRICE % YOY	MEDIAN \$/ Sq. Ft.	SALES	SALES # % YOY	MEDIAN PRICE (\$1,000)	PRICE % YOY
	93063	0	0.00%	\$0	0.00%	\$0	1	0.00%	\$1,730	0.00%
BELL CANYON	91307	5	-20.00%	\$1,575	-29.84%	\$382	0	-100.00%	\$0	0.00%
CAMARILLO	93010	25	-34.05%	\$805	-18.79%	\$484	5	-23.58%	\$729	7.05%
CAMARILLO	93012	7	-34.90%	\$864	4.67%	\$474	11	-37.75%	\$635	-1.93%
CAMARILLO TOTAL		32	-34.47%	\$834	-7.06%	\$479	16	-30.66%	\$682	2.56%
CARPINTERIA	93013	1	0.00%	\$4,000	247.83%	\$1,493	0	0.00%	\$700	-7.01%
CHATSWORTH	91311	2	0.00%	\$999	1.94%	\$484	0	0.00%	\$1,565	191.98%
FILLMORE	93015	6	-32.09%	\$560	-9.42%	\$1,260	1	-41.89%	\$110	-81.77%
LAKE SHERWOOD	91361	3	-16.67%	\$1,974	-16.02%	\$1,226	0	-100.00%	\$0	0.00%
MALIBU	90265	0	-50.00%	\$4,325	35.75%	\$0	1	-36.36%	\$1,785	23.74%
MOORPARK	93021	12	-36.64%	\$1,000	20.85%	\$402	4	-35.79%	\$697	34.69%
OAK PARK	91377	3	-27.18%	\$965	1.58%	\$512	4	-33.82%	\$593	3.04%
OAK VIEW	93022	1	-21.43%	\$1,100	6.28%	\$1,033	0	0.00%	\$0	0.00%
OJAI	93023	14	-18.50%	\$1,131	13.05%	\$835	1	0.00%	\$615	0.00%
OXNARD	93030	5	-34.39%	\$749	7.00%	\$413	4	-41.54%	\$650	19.94%
OXNARD	93033	15	-27.72%	\$680	11.02%	\$420	1	-46.67%	\$410	-36.92%
OXNARD	93035	12	-25.10%	\$1,010	2.54%	\$594	8	-34.13%	\$709	3.85%
OXNARD	93036	7	-38.78%	\$780	14.71%	\$366	14	-48.80%	\$708	19.01%
OXNARD TOTAL		39	-31.50%	\$805	8.82%	\$448	27	-42.78%	\$619	1.47%
PIRU	93040	2	133.33%	\$525	0.00%	\$819	0	-100.00%	\$0	0.00%
PORT HUENEME	93041	6	-27.14%	\$685	-13.51%	\$502	10	-18.78%	\$618	35.12%
SANTA PAULA	93060	11	-39.09%	\$785	152.54%	\$546	4	-70.00%	\$598	206.41%
SIMI VALLEY	93063	14	-33.77%	\$795	11.90%	\$438	2	-32.64%	\$1,115	116.46%
SIMI VALLEY	93065	24	-23.91%	\$862	14.87%	\$414	4	-38.03%	\$670	12.61%
SIMI VALLEY TOTAL		38	-28.84%	\$828	13.38%	\$426	6	-35.33%	\$892	64.53%
SOMIS	93066	1	-22.22%	\$1,200	305.41%	\$512	0	0.00%	\$0	0.00%
THOUSAND OAKS	91320	14	-52.74%	\$975	-7.14%	\$512	4	-36.84%	\$619	-23.11%
THOUSAND OAKS	91360	18	-21.99%	\$945	1.07%	\$546	4	-16.04%	\$620	3.51%
THOUSAND OAKS	91361	2	-43.14%	\$3,413	55.11%	\$981	1	11.76%	\$1,825	0.00%
THOUSAND OAKS	91362	7	-30.49%	\$1,250	47.06%	\$511	4	-24.32%	\$560	-1.32%
THOUSAND OAKS TOTAL		41	-37.09%	\$1,646	24.02%	\$637	13	-16.36%	\$906	-6.97%
VENTURA	93001	6	-30.45%	\$1,048	-27.23%	\$862	7	-28.09%	\$910	104.49%
VENTURA	93003	10	-30.45%	\$863	20.63%	\$575	3	-43.23%	\$405	-23.58%

		SFR					Condos			
COMMUNITY NAME	ZIP CODE	SALES	SALES # % YOY	MEDIAN PRICE (\$1,000)	PRICE % YOY	MEDIAN \$/ Sq. Ft.	SALES	SALES # % YOY	MEDIAN PRICE (\$1,000)	PRICE % YOY
VENTURA	93004	10	-25.66%	\$800	6.25%	\$520	1	-4.35%	\$408	-33.74%
VENTURA TOTAL		26	-28.85%	\$903	-0.12%	\$652	11	-25.22%	\$574	15.72%
WESTLAKE VILLAGE	91361	7	22.78%	\$1,478	40.71%	\$743	3	-11.48%	\$1,325	6.53%
WESTLAKE VILLAGE	91362	7	-28.10%	\$3,430	111.08%	\$1,018	5	-28.57%	\$790	-1.19%
WESTLAKE VILLAGE TOTAL		14	-2.66%	\$2,454	75.90%	\$881	8	-20.02%	\$1,058	2.67%