



Lawyers Title®



VENTURA COUNTY

MARKET ACTIVITY & TRENDS

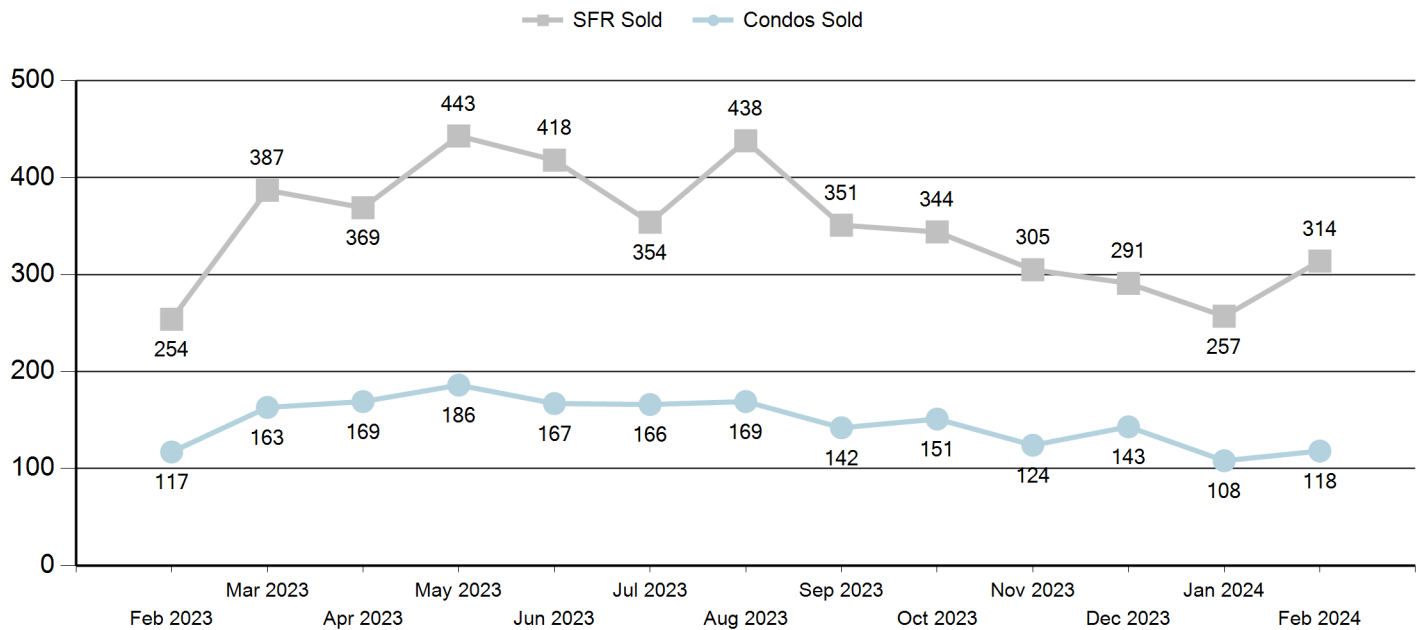
FEBRUARY 2024

MARKET ACTIVITY & TRENDS



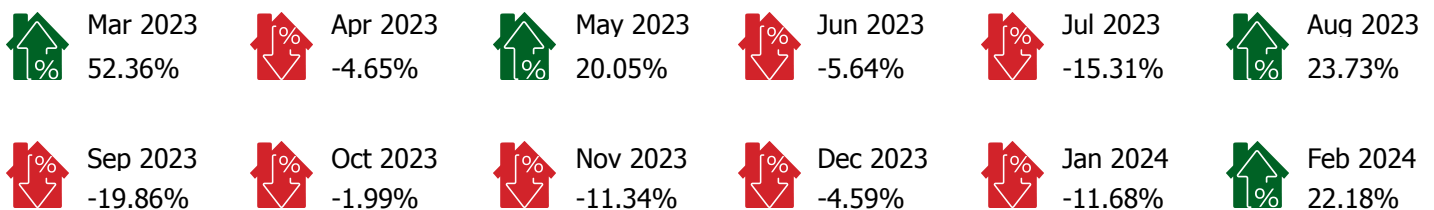
FEBRUARY 2024

SFR & CONDO SALES LAST 12 MONTHS




MONTH OVER MONTH TRENDS

SFR % Change



Condo % Change

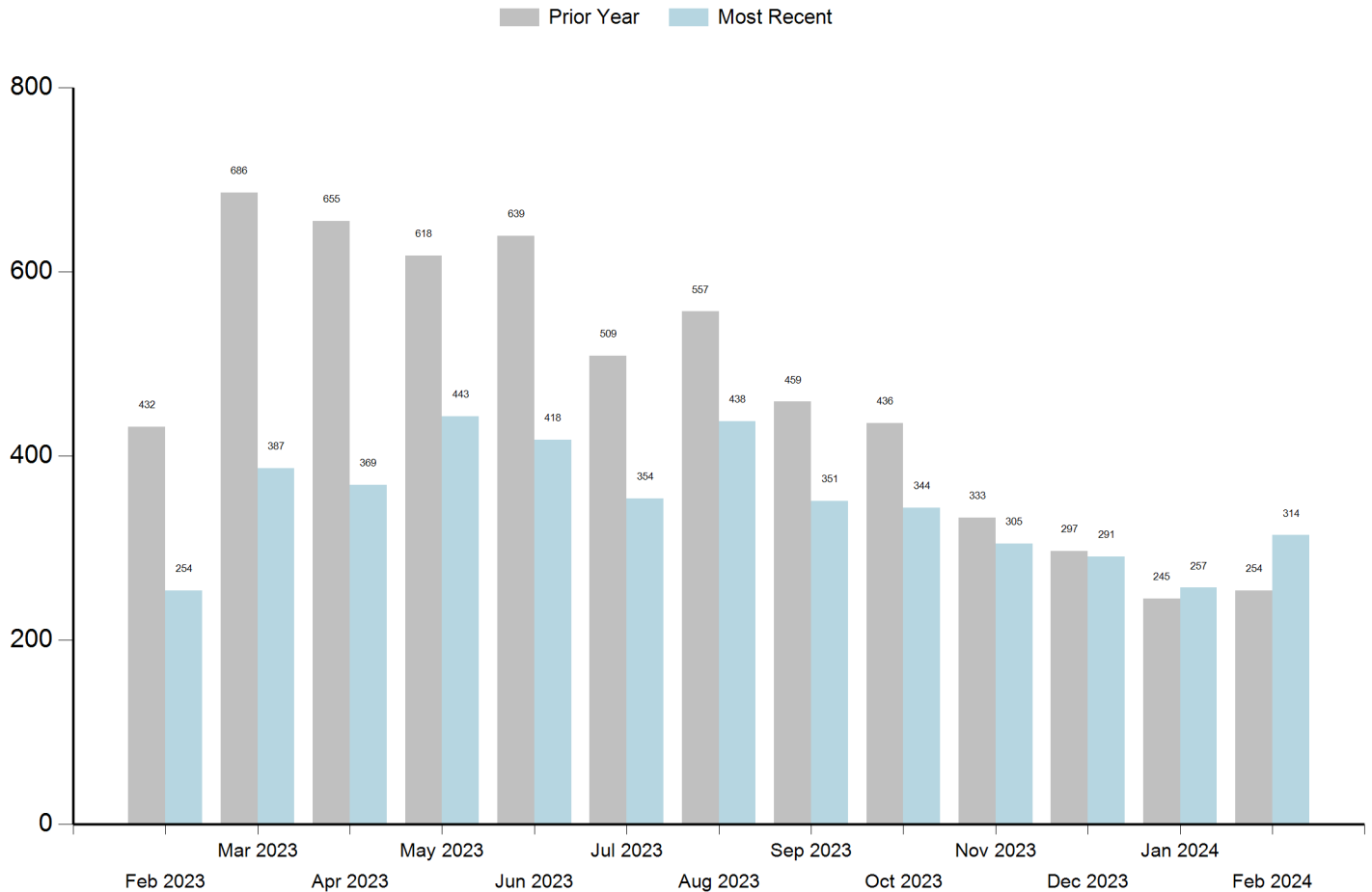


MARKET ACTIVITY & TRENDS



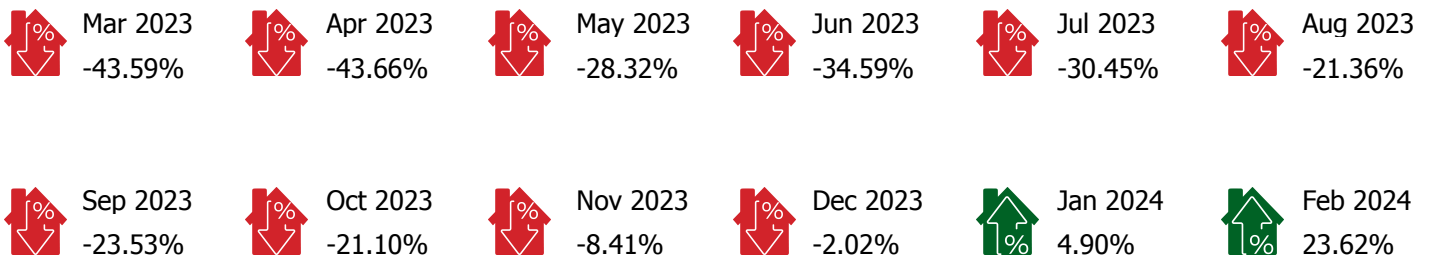
FEBRUARY 2024

SFR YEAR OVER YEAR



SFR YEAR OVER YEAR TRENDS

SFR % Change

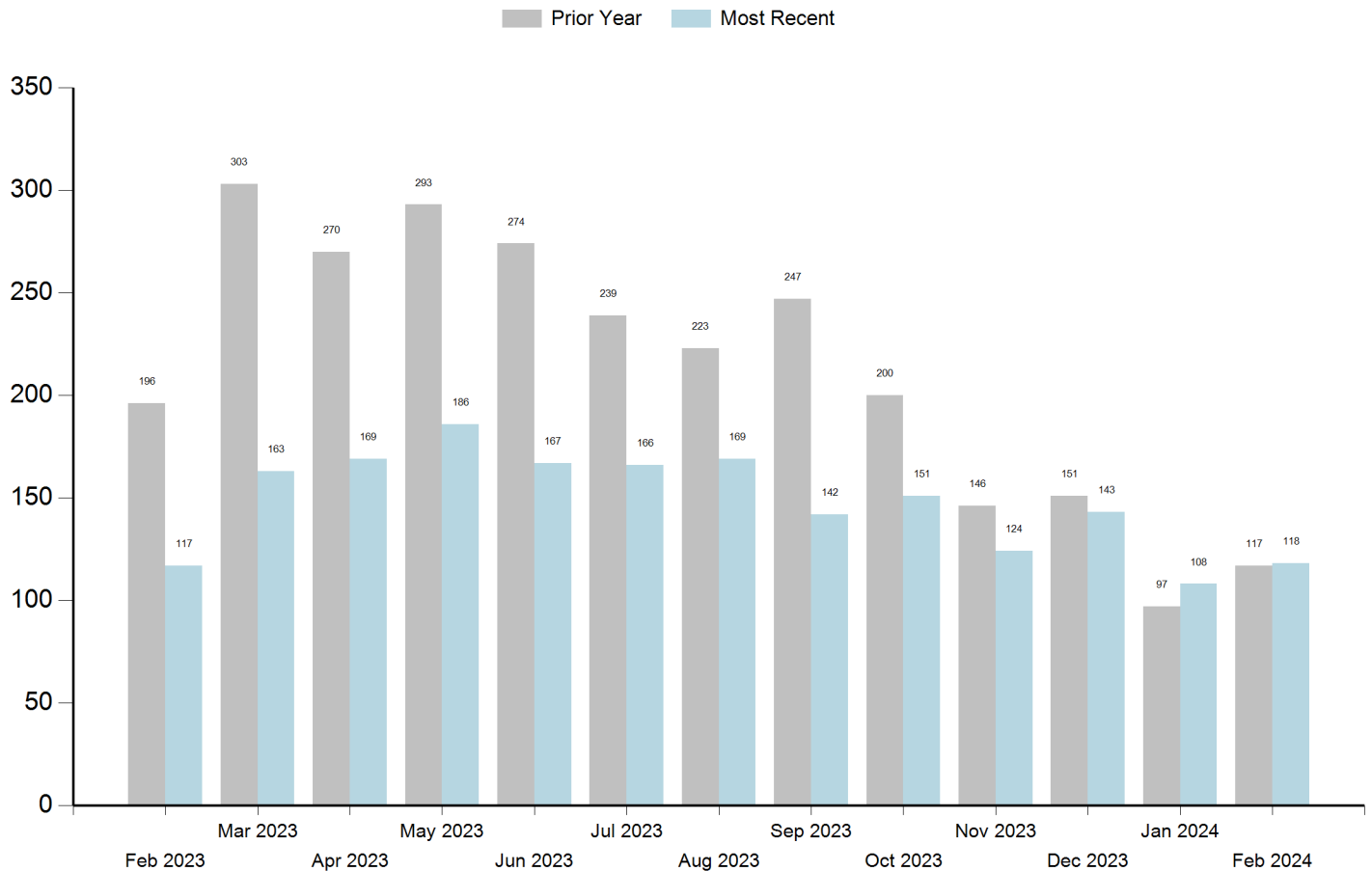


MARKET ACTIVITY & TRENDS



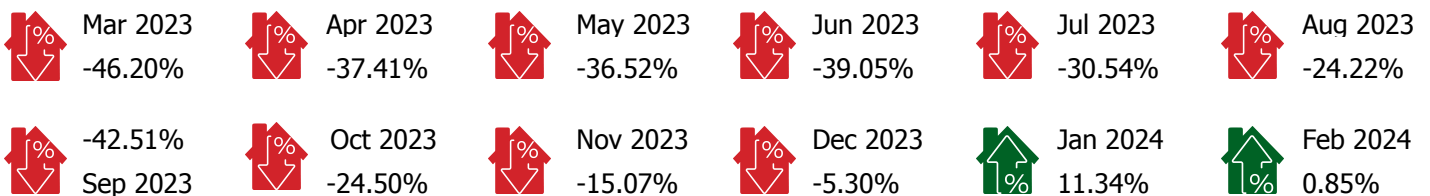
FEBRUARY 2024

CONDO YEAR OVER YEAR



CONDO YEAR OVER YEAR TRENDS

CONDO % Change

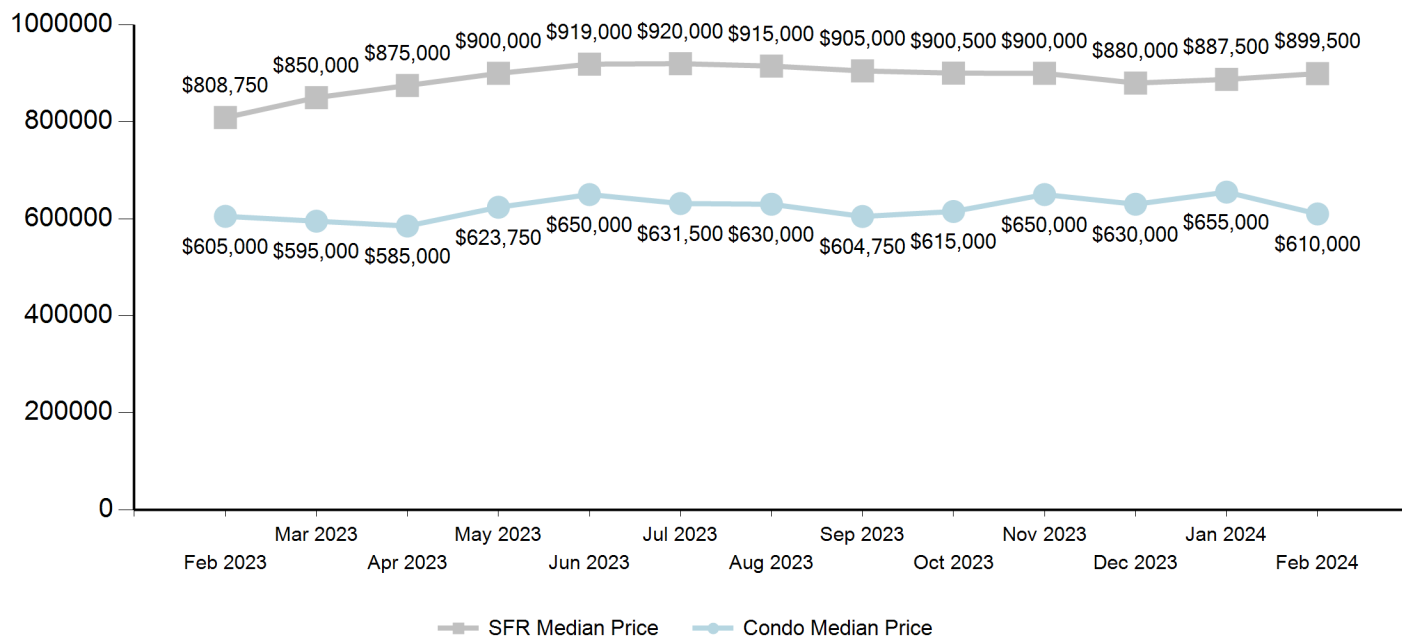


MARKET ACTIVITY & TRENDS




FEBRUARY 2024

SFR & CONDO MEDIAN SALES PRICE LAST 12 MONTHS




MONTH OVER MONTH TRENDS

SFR % Change



Condo % Change

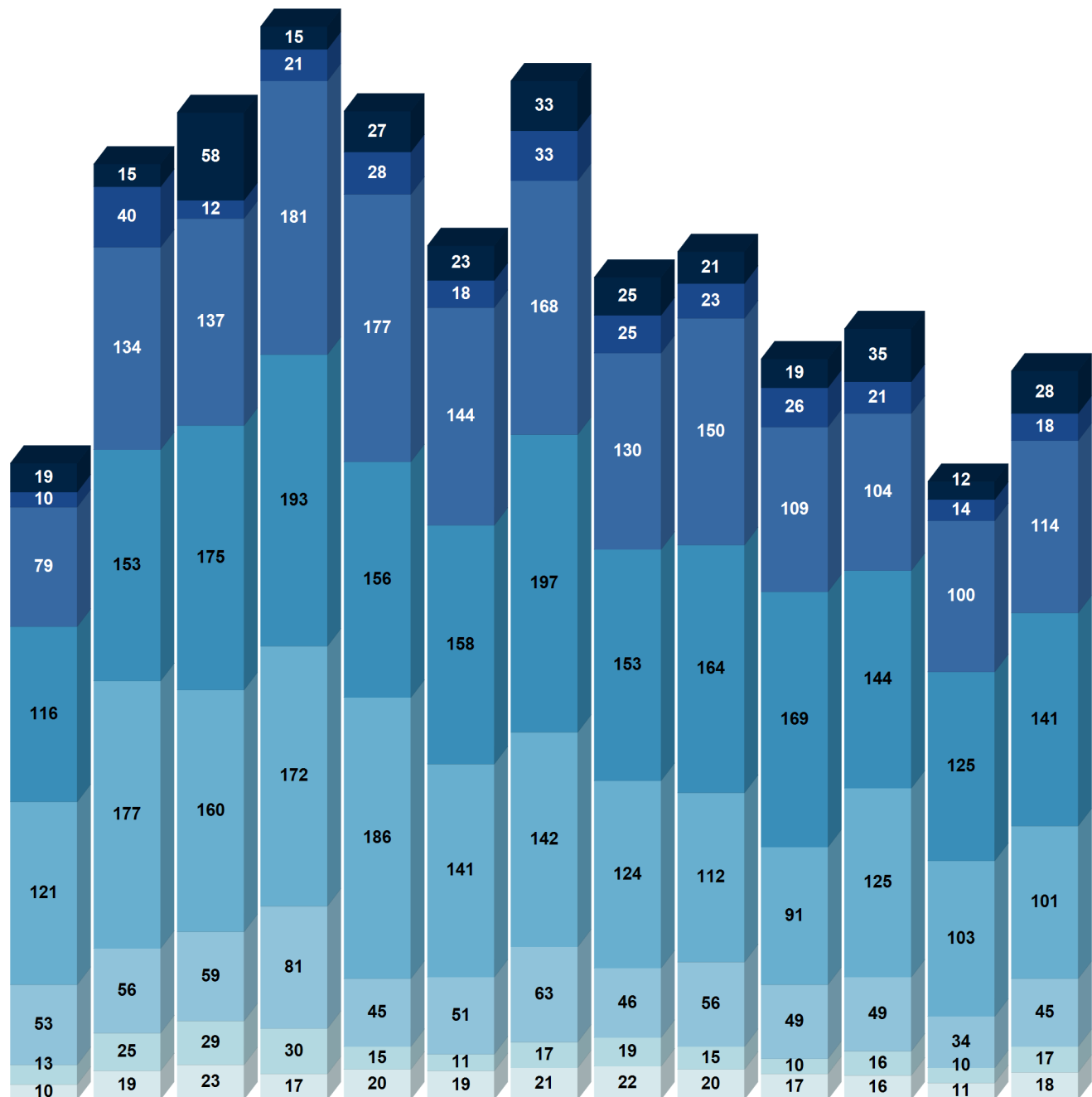


MARKET ACTIVITY & TRENDS



FEBRUARY 2024

SALES VALUE RANGES



\$3Mil+
 \$2Mil-\$3Mil
 \$1Mil-\$2Mil
 \$750-1Mil
 \$550-750K
 \$400-550K
 \$300-400K
 <\$300K

MARKET ACTIVITY & TRENDS

FEBRUARY 2024



COMMUNITY NAME	ZIP CODE	SFR					Condos			
		SALES	SALES # % YOY	MEDIAN PRICE (\$1,000)	PRICE % YOY	MEDIAN \$/ Sq. Ft.	SALES	SALES # % YOY	MEDIAN PRICE (\$1,000)	PRICE % YOY
BELL CANYON	91307	1	-12.50%	\$1,800	0.00%	\$762	0	-100.00%	\$0	0.00%
CAMARILLO	93010	31	-29.21%	\$985	26.28%	\$545	5	-22.50%	\$695	5.70%
CAMARILLO	93012	16	-33.90%	\$725	2.11%	\$505	15	-35.17%	\$699	19.08%
CAMARILLO TOTAL		47	-31.55%	\$855	14.20%	\$525	20	-28.84%	\$697	12.39%
CHATSWORTH	91311	1	40.00%	\$995	7.57%	\$470	0	0.00%	\$645	1.57%
FILLMORE	93015	7	-24.80%	\$784	-2.40%	\$853	4	-40.28%	\$611	-6.51%
LAKE SHERWOOD	91361	3	0.00%	\$3,672	0.00%	\$749	0	-100.00%	\$0	0.00%
MALIBU	90265	1	-41.67%	\$3,925	4.67%	\$0	0	-36.36%	\$1,800	37.14%
MOORPARK	93021	20	-32.18%	\$932	-7.77%	\$449	2	-36.56%	\$513	3.54%
OAK PARK	91377	6	-22.22%	\$1,103	0.32%	\$526	4	-29.85%	\$750	12.36%
OAK VIEW	93022	2	-20.00%	\$940	-2.84%	\$714	0	0.00%	\$0	0.00%
OJAI	93023	10	-17.89%	\$1,095	-2.32%	\$700	2	15.00%	\$1,260	95.05%
OXNARD	93030	5	-33.70%	\$825	13.01%	\$400	2	-44.62%	\$480	-20.66%
OXNARD	93033	14	-23.76%	\$652	11.45%	\$512	2	-43.84%	\$469	37.59%
OXNARD	93035	18	-21.12%	\$1,798	126.81%	\$959	4	-32.84%	\$916	29.01%
OXNARD	93036	8	-36.70%	\$790	0.96%	\$501	5	-47.50%	\$740	18.02%
OXNARD TOTAL		45	-28.82%	\$1,016	38.06%	\$593	13	-42.20%	\$651	15.99%
PORT HUENEME	93041	3	-17.19%	\$687	1.78%	\$431	11	-15.12%	\$458	-7.06%
SANTA PAULA	93060	8	-34.41%	\$805	56.46%	\$379	2	-60.64%	\$518	0.00%
SANTA ROSA VALLEY	93012	5	-14.58%	\$2,635	134.22%	\$517	0	0.00%	\$0	0.00%
SIMI VALLEY	93063	21	-30.55%	\$885	18.32%	\$437	9	-24.64%	\$430	7.50%
SIMI VALLEY	93065	36	-19.91%	\$833	11.00%	\$447	11	-39.30%	\$650	0.00%
SIMI VALLEY TOTAL		57	-25.23%	\$859	14.66%	\$442	20	-31.97%	\$540	7.50%
THOUSAND OAKS	91320	24	-49.88%	\$1,063	10.13%	\$508	2	-33.96%	\$708	23.86%
THOUSAND OAKS	91360	16	-19.57%	\$875	-8.85%	\$499	5	-11.76%	\$495	-4.35%
THOUSAND OAKS	91361	2	-33.33%	\$2,118	0.00%	\$667	1	11.11%	\$615	16.04%
THOUSAND OAKS	91362	7	-28.31%	\$1,175	11.80%	\$707	8	-20.72%	\$508	-46.44%
THOUSAND OAKS TOTAL		49	-32.77%	\$1,308	4.36%	\$595	16	-13.83%	\$581	-2.72%
VENTURA	93001	13	-30.97%	\$1,050	-4.55%	\$723	9	-20.00%	\$965	42.86%
VENTURA	93003	18	-30.14%	\$898	-2.92%	\$550	5	-42.47%	\$438	-25.85%
VENTURA	93004	9	-27.07%	\$790	0.77%	\$480	4	2.27%	\$601	-4.60%
VENTURA TOTAL		40	-29.39%	\$913	-2.23%	\$584	18	-20.07%	\$668	4.14%
WESTLAKE VILLAGE	91361	3	26.32%	\$1,493	15.53%	\$597	2	-9.84%	\$970	-6.51%

COMMUNITY NAME	ZIP CODE	SFR					Condos			
		SALES	SALES # % YOY	MEDIAN PRICE (\$1,000)	PRICE % YOY	MEDIAN \$/ Sq. Ft.	SALES	SALES # % YOY	MEDIAN PRICE (\$1,000)	PRICE % YOY
WESTLAKE VILLAGE	91362	6	-24.58%	\$2,375	-45.40%	\$839	3	-27.16%	\$1,100	36.65%
WESTLAKE VILLAGE TOTAL		9	0.87%	\$1,934	-14.94%	\$718	5	-18.50%	\$1,035	15.07%