



Lawyers Title®



SAN DIEGO COUNTY

MARKET ACTIVITY & TRENDS

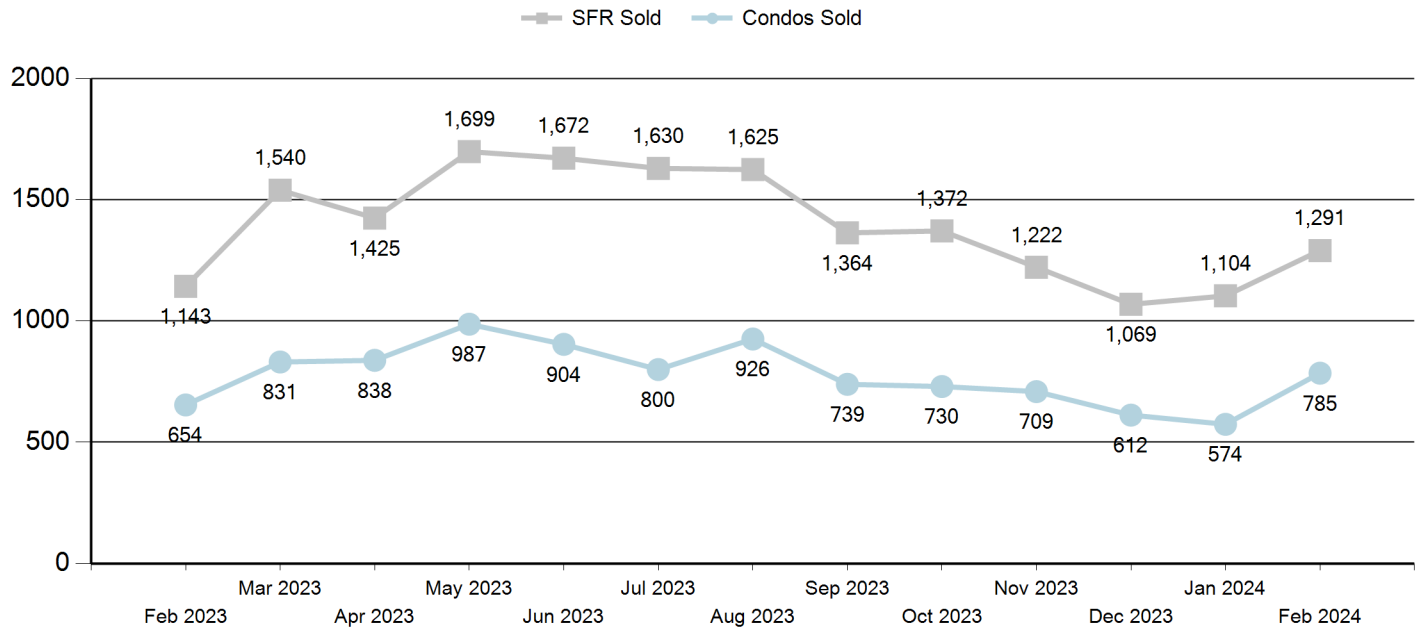
FEBRUARY 2024

MARKET ACTIVITY & TRENDS



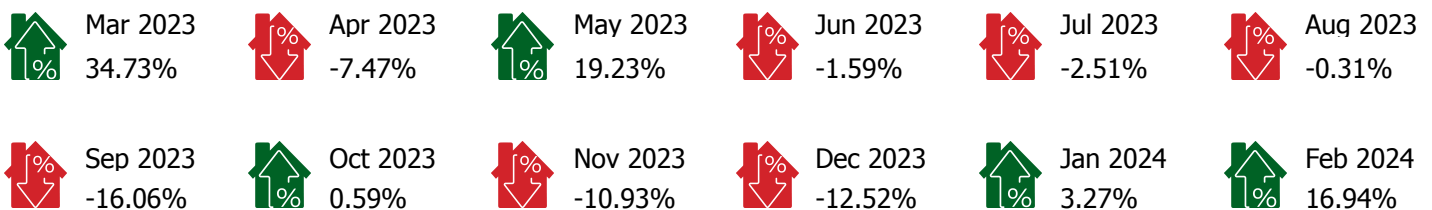
FEBRUARY 2024

SFR & CONDO SALES LAST 12 MONTHS




MONTH OVER MONTH TRENDS

SFR % Change



Condo % Change

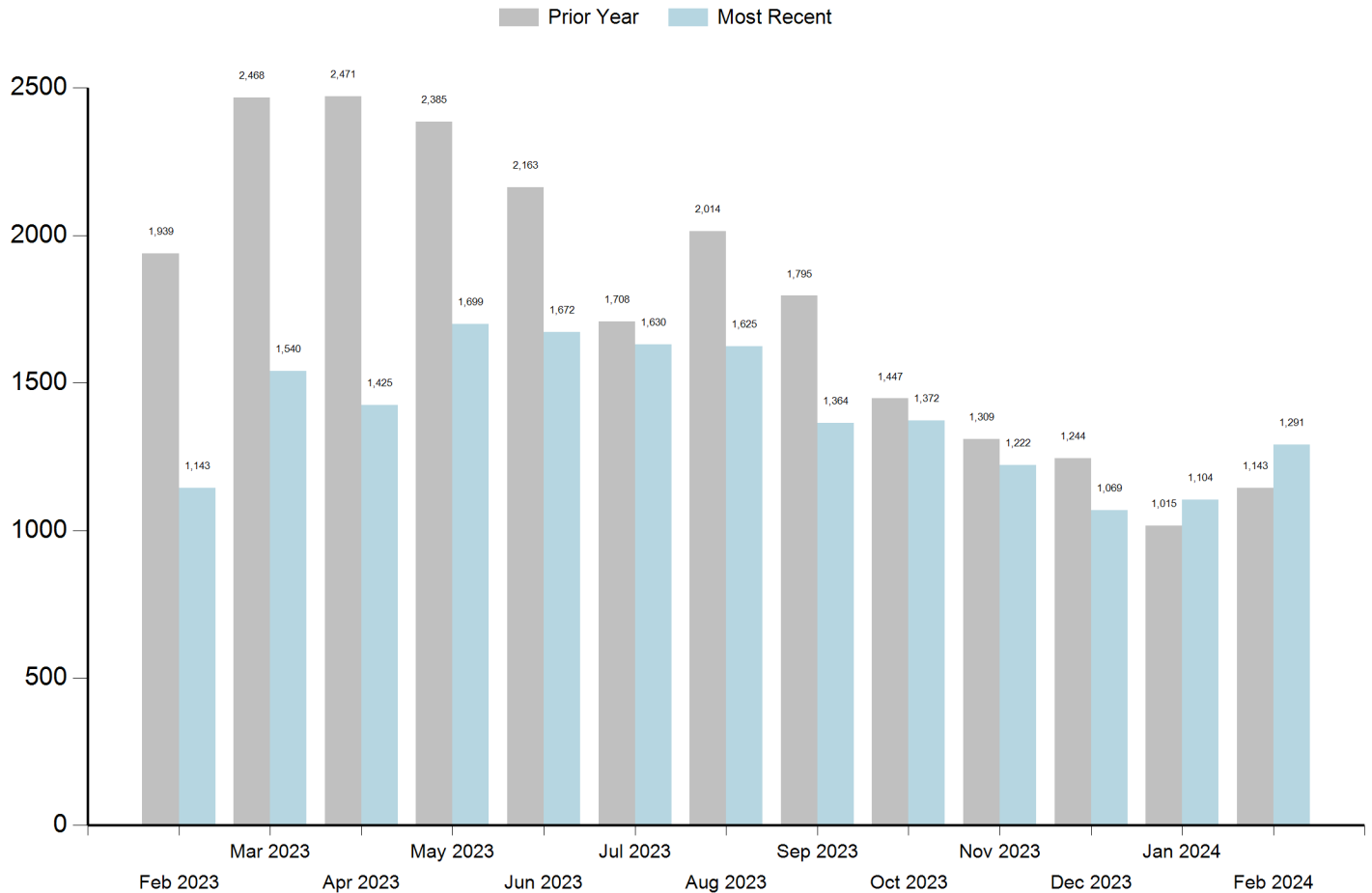


MARKET ACTIVITY & TRENDS



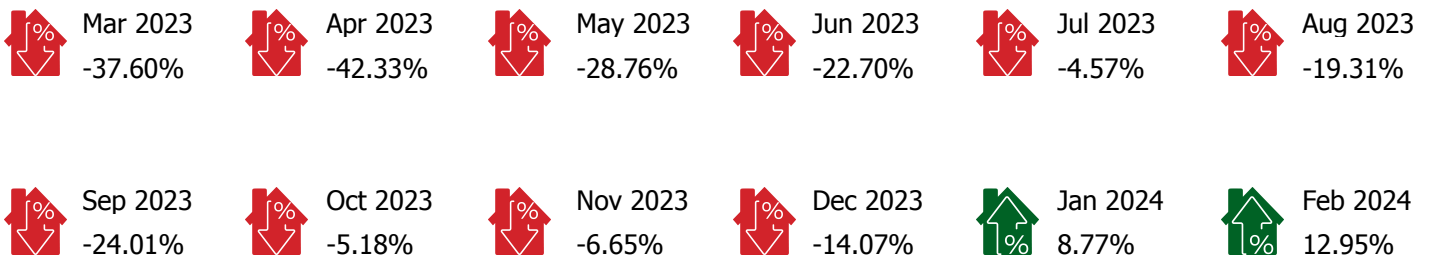
FEBRUARY 2024

SFR YEAR OVER YEAR



SFR YEAR OVER YEAR TRENDS

SFR % Change

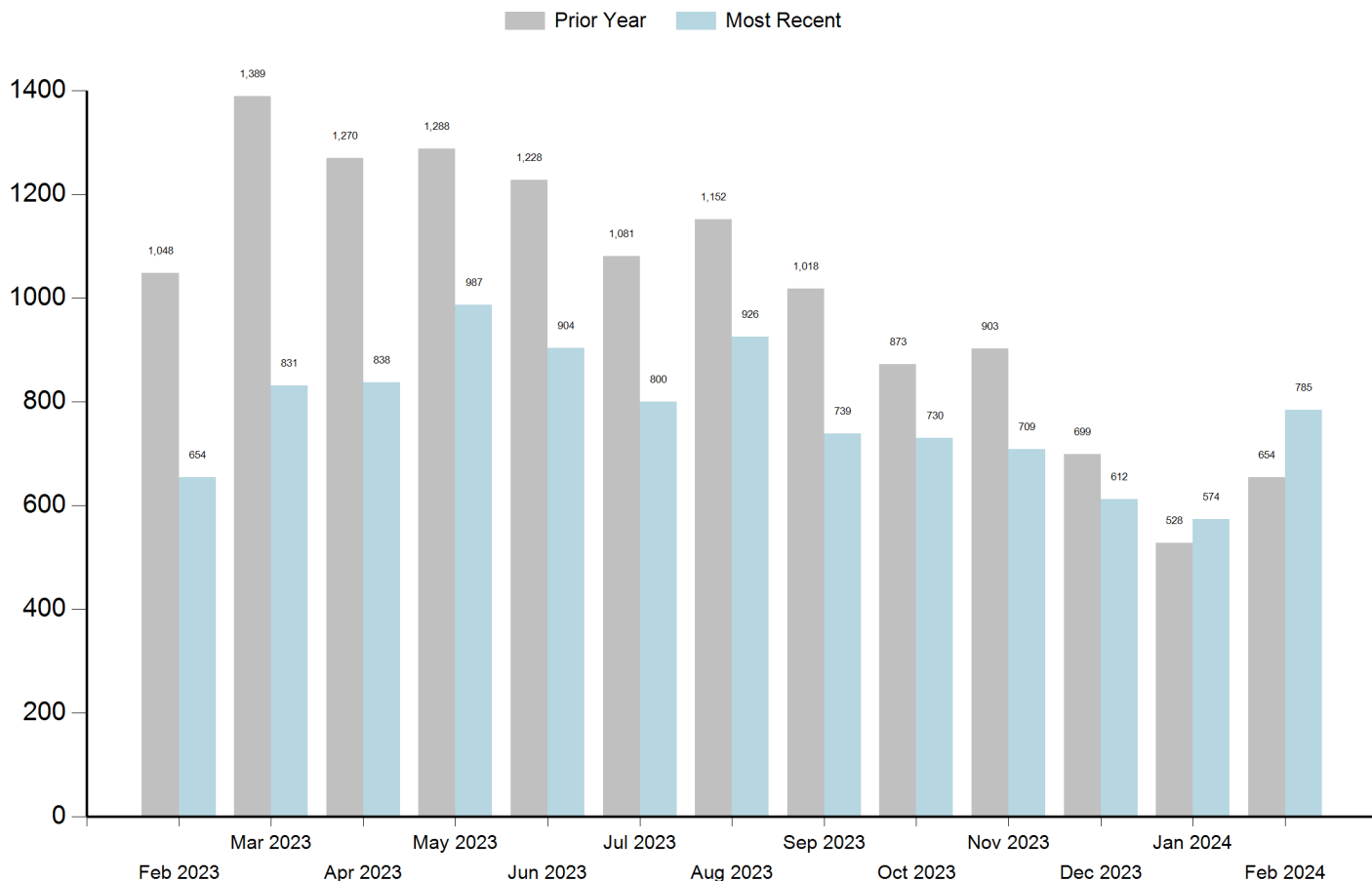


MARKET ACTIVITY & TRENDS



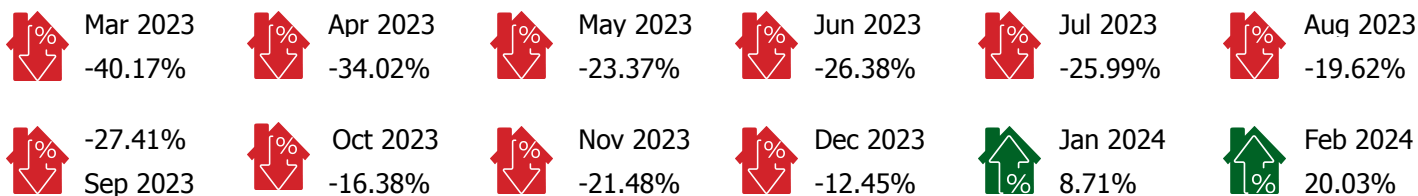
FEBRUARY 2024

CONDO YEAR OVER YEAR



CONDO YEAR OVER YEAR TRENDS

CONDO % Change

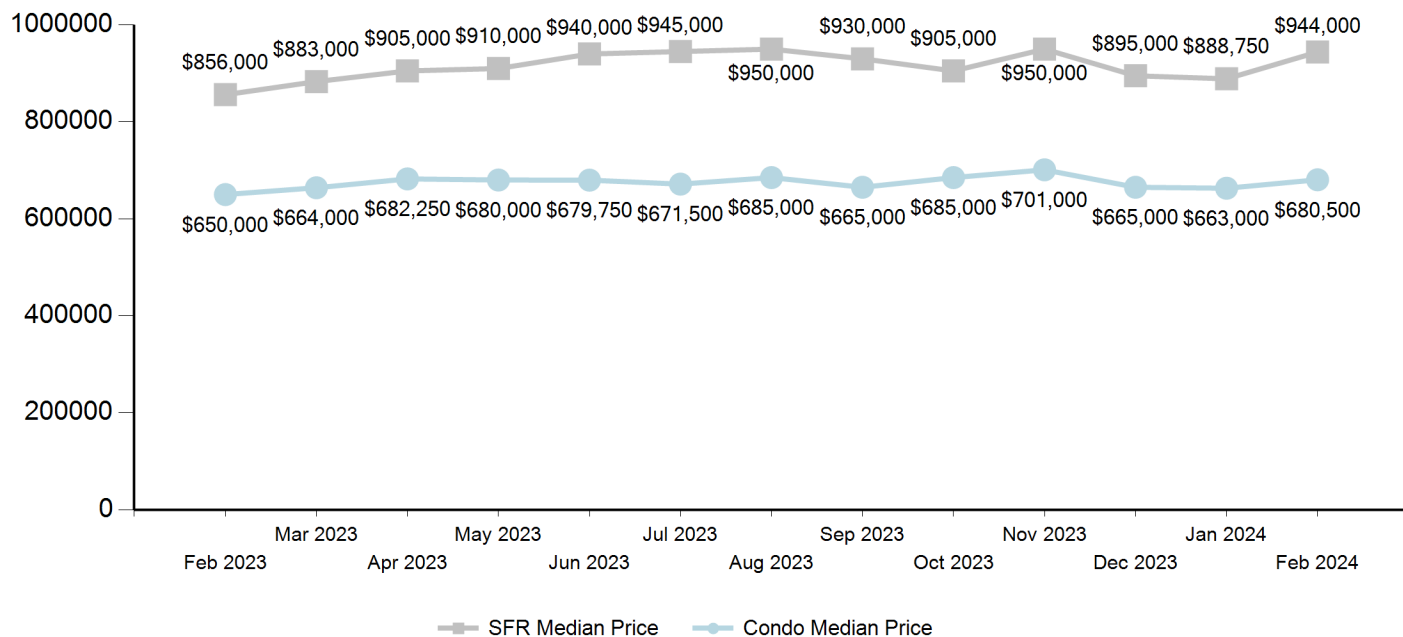


MARKET ACTIVITY & TRENDS




FEBRUARY 2024

SFR & CONDO MEDIAN SALES PRICE LAST 12 MONTHS




MONTH OVER MONTH TRENDS

SFR % Change



Condo % Change

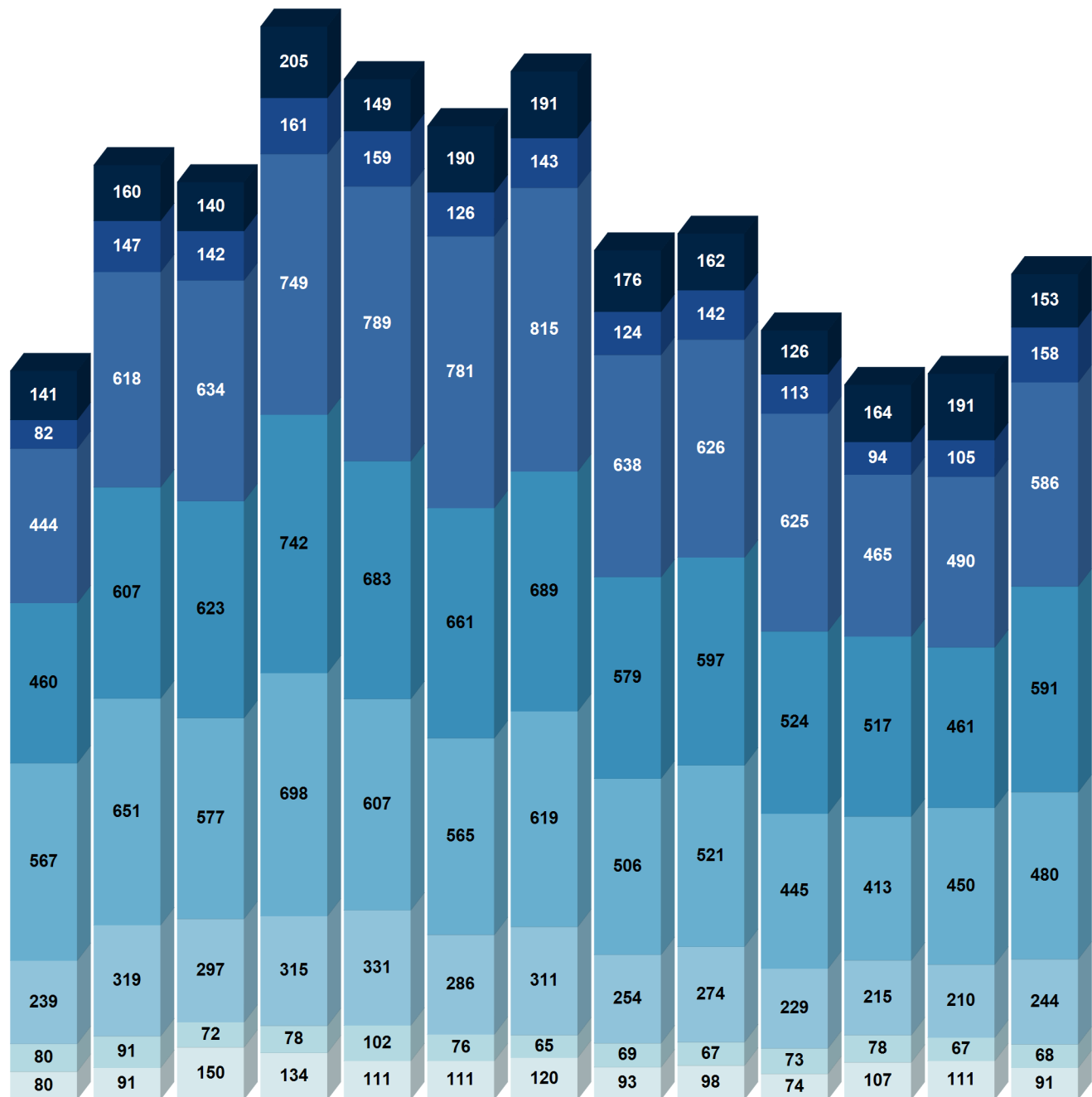


MARKET ACTIVITY & TRENDS



FEBRUARY 2024

SALES VALUE RANGES



\$3Mil+
 \$2Mil-\$3Mil
 \$1Mil-\$2Mil
 \$750-1Mil
 \$550-750K
 \$400-550K
 \$300-400K
 <\$300K

MARKET ACTIVITY & TRENDS

FEBRUARY 2024



COMMUNITY NAME	ZIP CODE	SFR					Condos			
		SALES	SALES # % YOY	MEDIAN PRICE (\$1,000)	PRICE % YOY	MEDIAN \$/ Sq. Ft.	SALES	SALES # % YOY	MEDIAN PRICE (\$1,000)	PRICE % YOY
ALPINE	91901	13	-14.22%	\$1,050	10.53%	\$360	1	0.00%	\$455	7.06%
BONITA	91902	7	-12.10%	\$1,130	-14.39%	\$511	3	6.45%	\$650	37.28%
BONSALL	92003	7	-22.37%	\$800	-16.67%	\$345	3	-58.90%	\$640	0.00%
BORREGO SPRINGS	92004	6	-20.00%	\$301	-17.33%	\$254	1	-16.67%	\$312	145.19%
BOULEVARD	91905	2	-19.35%	\$383	350.00%	\$268	0	-100.00%	\$0	0.00%
CAMPO	91906	7	-30.99%	\$350	-25.53%	\$296	0	-100.00%	\$0	0.00%
CARDIFF	92007	10	4.71%	\$2,492	99.32%	\$1,106	1	40.00%	\$1,075	20.11%
CARLSBAD	92008	14	-9.52%	\$2,000	11.11%	\$874	4	0.00%	\$1,444	33.68%
CARLSBAD	92009	22	-11.97%	\$1,824	6.99%	\$661	17	-19.39%	\$779	-6.26%
CARLSBAD	92010	19	-13.66%	\$1,200	0.08%	\$598	5	-20.37%	\$770	16.67%
CARLSBAD	92011	9	-14.45%	\$2,050	80.62%	\$662	5	-34.86%	\$1,330	23.43%
CARLSBAD TOTAL		64	-12.40%	\$1,769	24.70%	\$699	31	-24.87%	\$1,081	16.88%
CHULA VISTA	91910	25	-9.09%	\$909	8.86%	\$537	12	-23.13%	\$515	-4.63%
CHULA VISTA	91911	18	-30.71%	\$815	16.18%	\$579	14	-22.61%	\$582	11.92%
CHULA VISTA	91913	21	-18.10%	\$885	4.12%	\$422	15	-33.09%	\$662	0.30%
CHULA VISTA	91914	9	-15.89%	\$1,338	29.97%	\$541	2	-52.54%	\$608	1.25%
CHULA VISTA	91915	5	-22.58%	\$918	-1.82%	\$405	19	-41.56%	\$695	3.73%
CHULA VISTA TOTAL		78	-19.27%	\$973	11.46%	\$497	62	-34.59%	\$612	2.52%
CORONADO	92118	10	-6.40%	\$2,563	15.43%	\$1,349	15	16.28%	\$2,395	21.11%
DEL MAR	92014	8	10.26%	\$2,475	0.71%	\$1,070	6	-1.64%	\$1,398	-17.79%
DESCANSO	91916	2	-13.51%	\$650	33.50%	\$444	0	0.00%	\$0	0.00%
EL CAJON	92019	24	-31.41%	\$840	12.00%	\$548	8	-22.46%	\$452	6.11%
EL CAJON	92020	17	-34.60%	\$760	2.01%	\$496	11	-29.32%	\$455	19.74%
EL CAJON	92021	29	-22.36%	\$775	3.68%	\$501	8	-11.89%	\$520	29.60%
EL CAJON TOTAL		70	-29.46%	\$792	5.90%	\$515	27	-21.23%	\$476	18.48%
ENCINITAS	92024	23	-10.34%	\$2,300	13.30%	\$892	17	-16.67%	\$829	-17.51%
ESCONDIDO	92025	20	-28.77%	\$1,187	52.12%	\$478	13	-22.30%	\$723	17.09%
ESCONDIDO	92026	41	-19.21%	\$800	14.29%	\$462	7	-46.81%	\$530	3.21%
ESCONDIDO	92027	19	-31.61%	\$785	11.74%	\$484	3	-52.53%	\$430	-6.16%
ESCONDIDO	92029	16	-26.81%	\$1,173	12.74%	\$497	1	-31.25%	\$1,299	0.00%
ESCONDIDO TOTAL		96	-26.60%	\$986	22.72%	\$480	24	-38.22%	\$746	4.71%
FALLBROOK	92028	39	-24.34%	\$899	15.86%	\$403	30	0.00%	\$619	-2.75%
GUATAY	91931	1	-50.00%	\$595	0.00%	\$346	0	0.00%	\$0	0.00%

		SFR					Condos			
COMMUNITY NAME	ZIP CODE	SALES	SALES # % YOY	MEDIAN PRICE (\$1,000)	PRICE % YOY	MEDIAN \$/ Sq. Ft.	SALES	SALES # % YOY	MEDIAN PRICE (\$1,000)	PRICE % YOY
IMPERIAL BEACH	91932	8	-21.50%	\$1,015	25.15%	\$698	13	-9.18%	\$675	29.81%
JACUMBA	91934	3	-27.78%	\$340	36.00%	\$247	0	0.00%	\$0	0.00%
JAMUL	91935	8	-30.51%	\$1,110	127.64%	\$483	0	-50.00%	\$0	0.00%
JULIAN	92036	4	-36.08%	\$513	-0.87%	\$371	0	0.00%	\$0	0.00%
LA JOLLA	92037	21	-16.45%	\$3,303	17.96%	\$1,930	25	-9.20%	\$1,206	-7.34%
LA MESA	91941	17	-11.08%	\$1,043	26.73%	\$560	1	-7.69%	\$570	-20.61%
LA MESA	91942	14	-29.63%	\$869	15.07%	\$634	10	-3.39%	\$603	11.62%
LA MESA TOTAL		31	-20.35%	\$956	20.90%	\$597	11	-5.54%	\$586	-4.50%
LAKESIDE	92040	20	-31.08%	\$808	11.38%	\$478	6	-18.80%	\$436	0.23%
LEMON GROVE	91945	10	-27.64%	\$718	10.29%	\$537	4	52.00%	\$701	22.98%
MOUNT LAGUNA	91948	1	-50.00%	\$550	0.00%	\$468	0	0.00%	\$0	0.00%
NATIONAL CITY	91950	10	-30.48%	\$525	-12.79%	\$420	1	10.26%	\$650	40.69%
OCEANSIDE	92054	11	-20.16%	\$1,315	13.36%	\$641	10	-24.14%	\$1,232	73.52%
OCEANSIDE	92056	31	-11.33%	\$750	0.60%	\$523	15	-27.70%	\$749	-1.67%
OCEANSIDE	92057	47	-21.43%	\$730	2.10%	\$440	10	-35.93%	\$791	72.03%
OCEANSIDE	92058	3	-35.66%	\$905	44.22%	\$659	3	-30.59%	\$545	-4.60%
OCEANSIDE TOTAL		92	-22.14%	\$925	15.07%	\$566	38	-29.59%	\$829	34.82%
PAUMA VALLEY	92061	1	-24.00%	\$860	102.35%	\$374	0	0.00%	\$0	0.00%
PINE VALLEY	91962	5	-21.28%	\$625	-1.11%	\$365	0	100.00%	\$0	0.00%
POTRERO	91963	1	0.00%	\$600	0.00%	\$333	0	0.00%	\$0	0.00%
POWAY	92064	27	-25.37%	\$1,250	13.64%	\$623	7	-21.05%	\$713	-8.36%
RAMONA	92065	29	-27.22%	\$795	9.66%	\$399	3	-28.85%	\$319	-26.67%
RANCHO SANTA FE	92067	10	-15.79%	\$3,395	2.88%	\$882	1	11.11%	\$2,900	0.00%
RANCHO SANTA FE	92091	3	-3.85%	\$2,710	-8.26%	\$814	1	15.38%	\$1,298	2.20%
RANCHO SANTA FE TOTAL		13	-9.82%	\$3,053	-2.69%	\$848	2	13.25%	\$2,099	2.20%
SAN DIEGO	92101	0	-5.56%	\$0	-100.00%	\$0	53	-27.96%	\$760	17.10%
SAN DIEGO	92102	7	-4.48%	\$600	-13.67%	\$577	4	-18.46%	\$455	-5.21%
SAN DIEGO	92103	4	-6.85%	\$1,388	-17.96%	\$923	13	-22.79%	\$800	3.56%
SAN DIEGO	92104	7	-29.09%	\$1,199	-2.52%	\$945	10	-12.12%	\$658	11.62%
SAN DIEGO	92105	16	-22.76%	\$730	24.79%	\$550	7	-25.86%	\$433	-1.37%
SAN DIEGO	92106	13	-19.05%	\$1,620	1.25%	\$872	2	-18.18%	\$905	122.09%
SAN DIEGO	92107	10	-10.77%	\$1,813	3.82%	\$1,079	4	-11.11%	\$575	-17.27%
SAN DIEGO	92108	1	-57.58%	\$1,100	37.50%	\$701	20	-23.14%	\$557	4.80%
SAN DIEGO	92109	10	-24.21%	\$1,825	8.53%	\$1,191	14	-25.83%	\$1,295	59.38%
SAN DIEGO	92110	5	-6.14%	\$1,659	30.37%	\$958	7	-29.32%	\$535	-0.93%
SAN DIEGO	92111	12	-3.52%	\$990	-4.99%	\$663	14	-21.81%	\$537	13.67%
SAN DIEGO	92113	10	12.60%	\$783	67.38%	\$685	2	-20.59%	\$530	43.24%
SAN DIEGO	92114	33	-17.74%	\$725	24.89%	\$561	2	-46.15%	\$523	0.00%

		SFR					Condos			
COMMUNITY NAME	ZIP CODE	SALES	SALES # % YOY	MEDIAN PRICE (\$1,000)	PRICE % YOY	MEDIAN \$/ Sq. Ft.	SALES	SALES # % YOY	MEDIAN PRICE (\$1,000)	PRICE % YOY
SAN DIEGO	92115	25	-17.83%	\$1,145	43.13%	\$826	16	-21.54%	\$455	18.64%
SAN DIEGO	92116	11	-25.00%	\$1,196	2.27%	\$997	5	-26.32%	\$523	-16.98%
SAN DIEGO	92117	21	-20.75%	\$980	-2.49%	\$786	9	-16.98%	\$579	-4.30%
SAN DIEGO	92119	14	-11.60%	\$1,136	24.15%	\$620	9	-22.03%	\$505	15.43%
SAN DIEGO	92120	20	-18.67%	\$983	6.27%	\$680	2	-35.90%	\$433	-8.95%
SAN DIEGO	92121	1	-10.00%	\$1,610	-1.23%	\$805	3	-80.61%	\$740	60.00%
SAN DIEGO	92122	7	-27.34%	\$1,470	-4.45%	\$830	15	-3.49%	\$889	36.77%
SAN DIEGO	92123	13	-16.11%	\$1,055	7.11%	\$694	8	-25.23%	\$688	69.75%
SAN DIEGO	92124	10	-16.99%	\$1,293	17.50%	\$660	4	-16.87%	\$729	12.15%
SAN DIEGO	92126	22	-22.92%	\$1,126	18.53%	\$703	18	-52.21%	\$654	16.70%
SAN DIEGO	92127	19	-12.17%	\$2,014	67.14%	\$721	13	-38.50%	\$705	-47.50%
SAN DIEGO	92128	16	-16.12%	\$1,049	3.86%	\$598	44	-8.70%	\$858	27.04%
SAN DIEGO	92129	20	-28.53%	\$1,428	-1.55%	\$701	6	-55.05%	\$702	46.76%
SAN DIEGO	92130	20	-34.47%	\$2,538	31.82%	\$802	15	-29.47%	\$1,050	-3.71%
SAN DIEGO	92131	10	-27.60%	\$1,820	30.94%	\$728	11	-20.15%	\$760	1.20%
SAN DIEGO	92139	8	-37.14%	\$690	2.22%	\$562	3	-24.71%	\$520	-11.11%
SAN DIEGO	92154	22	-23.98%	\$740	8.11%	\$430	27	14.29%	\$575	11.65%
SAN DIEGO	92173	1	-47.06%	\$800	0.00%	\$455	0	-7.69%	\$0	-100.00%
SAN DIEGO TOTAL		388	-19.66%	\$1,250	10.42%	\$743	360	-24.98%	\$664	12.47%
SAN MARCOS	92069	15	-30.55%	\$762	-14.38%	\$449	8	35.29%	\$997	31.12%
SAN MARCOS	92078	10	-25.52%	\$895	-15.96%	\$456	19	9.62%	\$720	1.87%
SAN MARCOS TOTAL		25	-28.03%	\$829	-15.17%	\$452	27	22.45%	\$858	16.50%
SAN YSIDRO	92173	2	-55.56%	\$799	0.00%	\$468	1	-21.05%	\$509	78.60%
SANTA YSABEL	92070	1	-64.71%	\$845	0.00%	\$475	0	0.00%	\$0	0.00%
SANTEE	92071	27	-30.99%	\$780	5.41%	\$508	15	-35.38%	\$545	0.09%
SOLANA BEACH	92075	7	-16.09%	\$2,650	26.19%	\$1,377	5	2.50%	\$1,150	-9.77%
SPRING VALLEY	91977	29	-29.23%	\$759	12.57%	\$475	11	-10.81%	\$585	-22.82%
SPRING VALLEY	91978	3	-40.24%	\$760	-7.20%	\$581	3	22.22%	\$477	-2.85%
SPRING VALLEY TOTAL		32	-34.73%	\$760	2.68%	\$528	14	5.71%	\$531	-12.84%
VALLEY CENTER	92082	15	-19.86%	\$745	-17.13%	\$480	6	-58.63%	\$820	10.84%
VISTA	92081	21	-3.23%	\$985	11.93%	\$514	10	38.27%	\$693	-4.45%
VISTA	92083	15	-38.52%	\$850	11.11%	\$497	5	-31.87%	\$565	47.14%
VISTA	92084	29	-20.24%	\$830	10.67%	\$500	2	-20.00%	\$627	0.00%
VISTA TOTAL		65	-20.66%	\$888	11.24%	\$504	17	-4.53%	\$628	21.34%
WARNER SPRINGS	92086	2	-21.15%	\$197	-58.09%	\$171	0	0.00%	\$0	0.00%