



Lawyers Title®



KERN COUNTY

MARKET ACTIVITY & TRENDS

FEBRUARY 2024

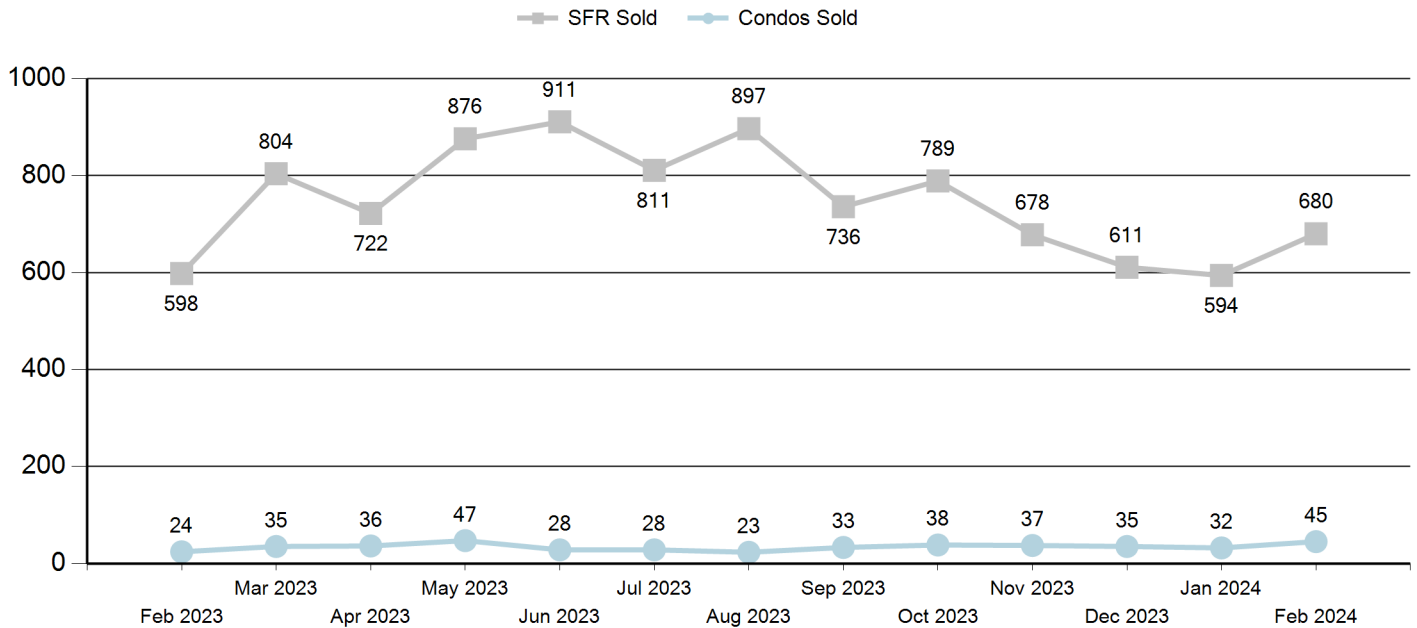
MARKET ACTIVITY & TRENDS



FEBRUARY 2024

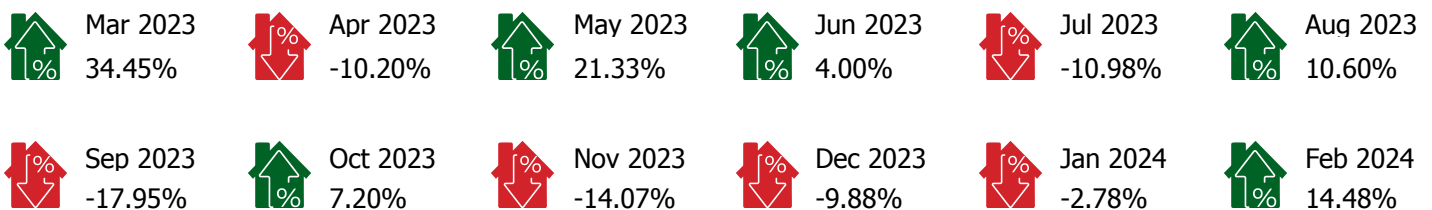
SFR & CONDO SALES

LAST 12 MONTHS




MONTH OVER MONTH TRENDS

SFR % Change



Condo % Change

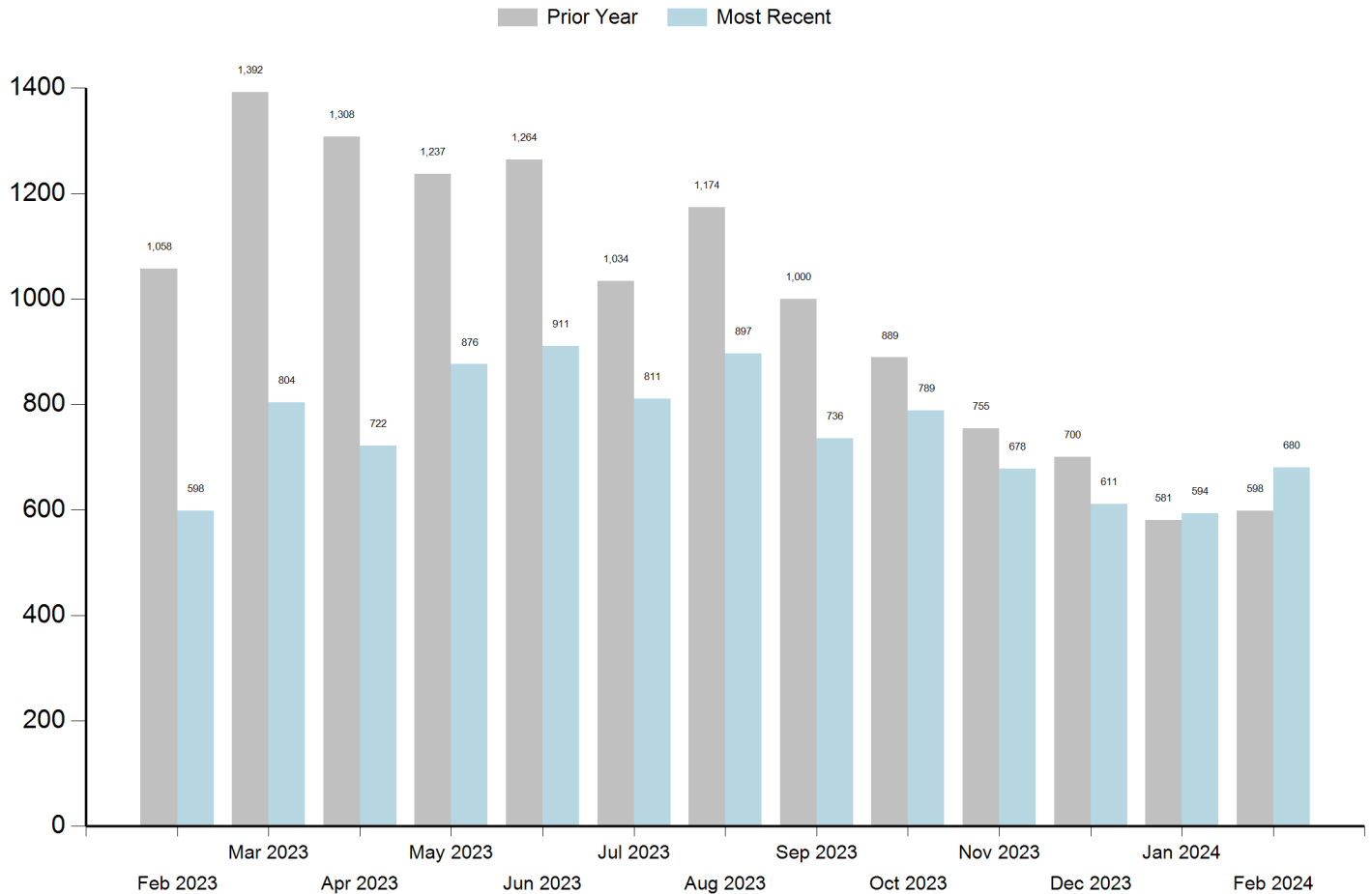


MARKET ACTIVITY & TRENDS



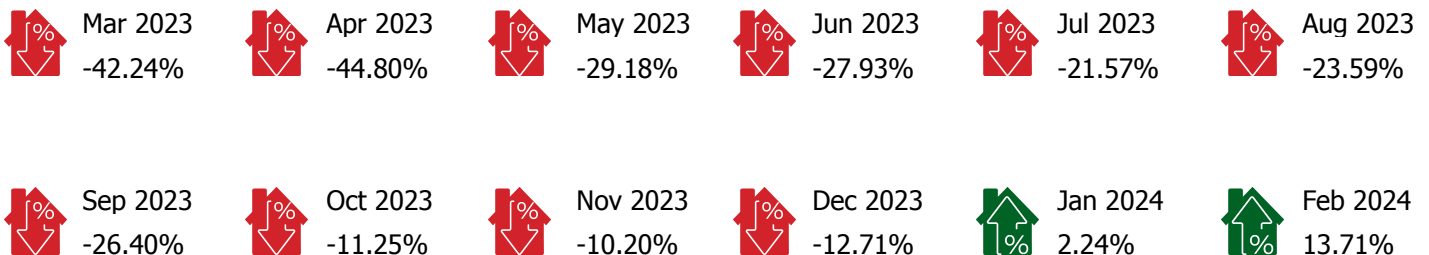
FEBRUARY 2024

SFR YEAR OVER YEAR



SFR YEAR OVER YEAR TRENDS

SFR % Change

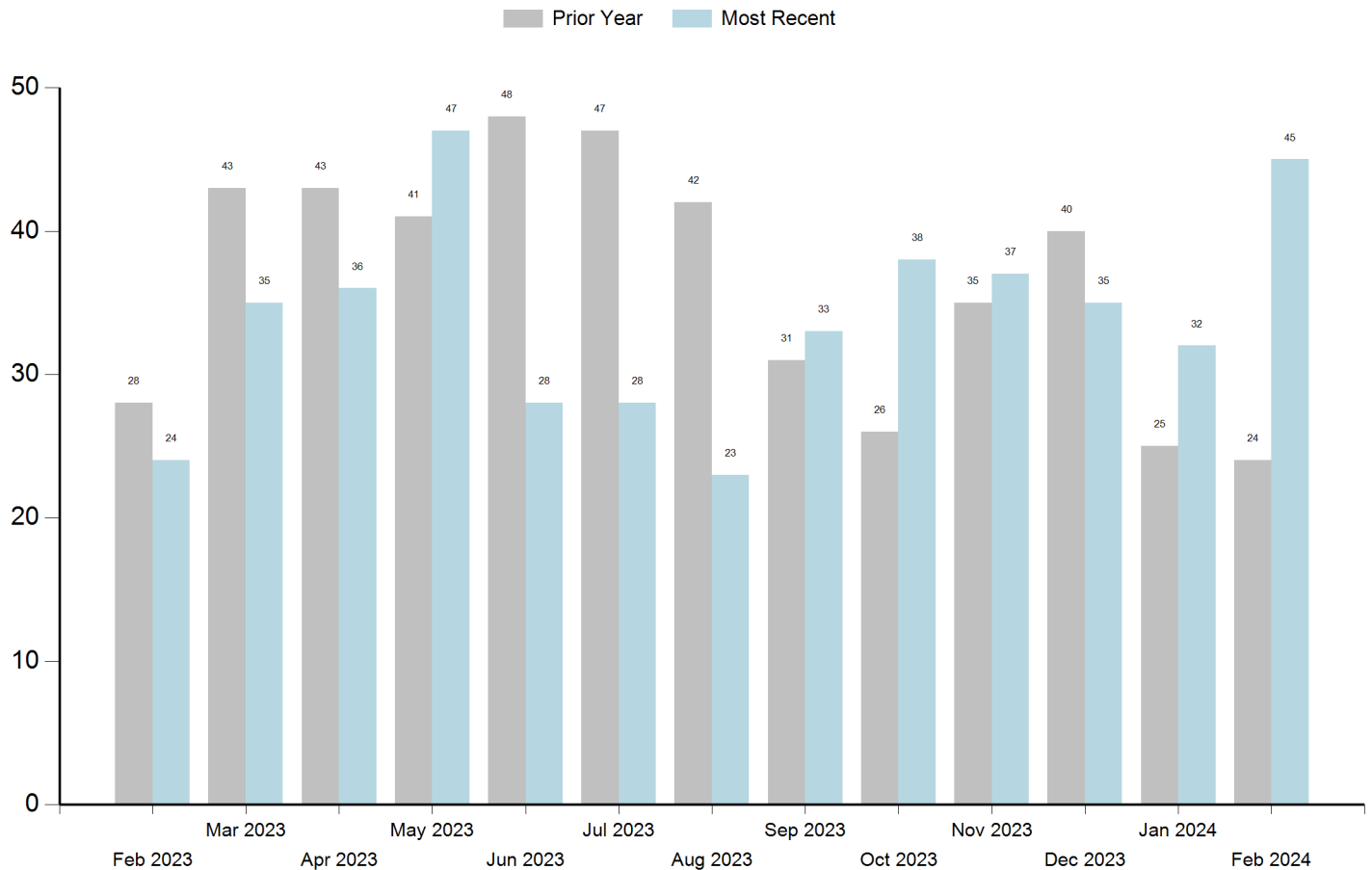


MARKET ACTIVITY & TRENDS



FEBRUARY 2024

CONDO YEAR OVER YEAR



CONDO YEAR OVER YEAR TRENDS

CONDO % Change

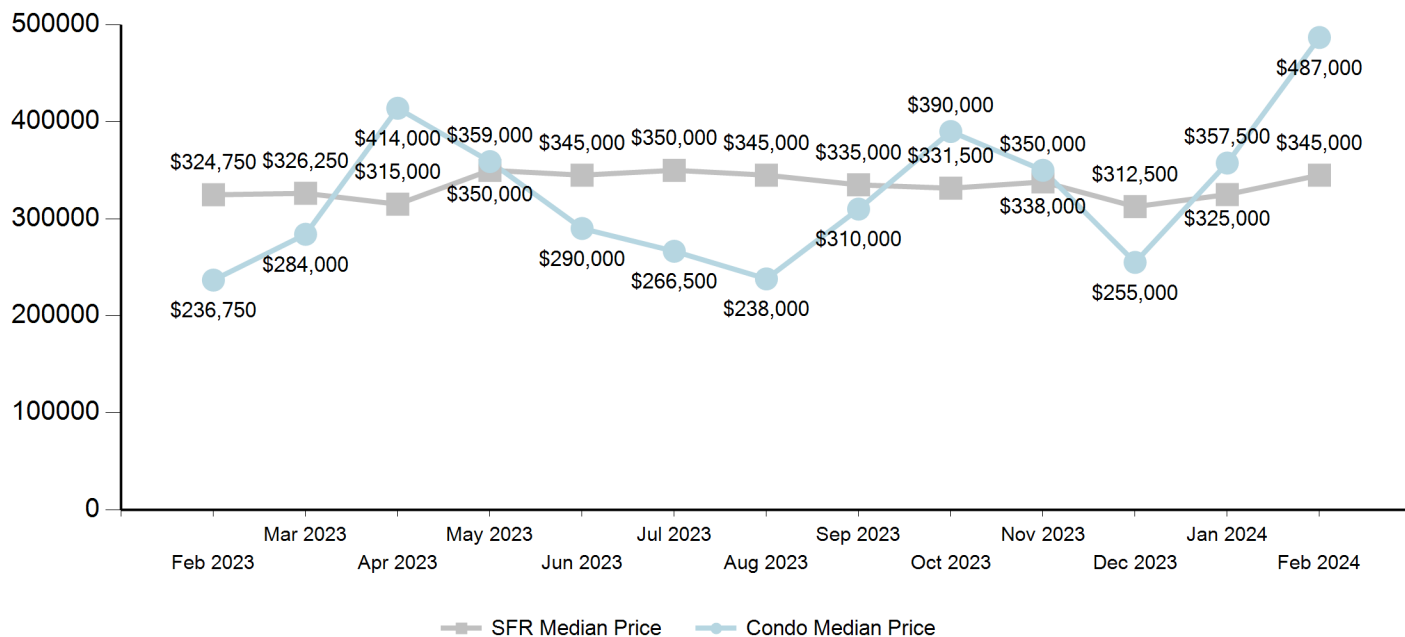
Mar 2023 -18.60%	Apr 2023 -16.28%	May 2023 14.63%	Jun 2023 -41.67%	Jul 2023 -40.43%	Aug 2023 -45.24%
6.45% Sep 2023	Oct 2023 46.15%	Nov 2023 5.71%	Dec 2023 -12.50%	Jan 2024 28.00%	Feb 2024 87.50%

MARKET ACTIVITY & TRENDS



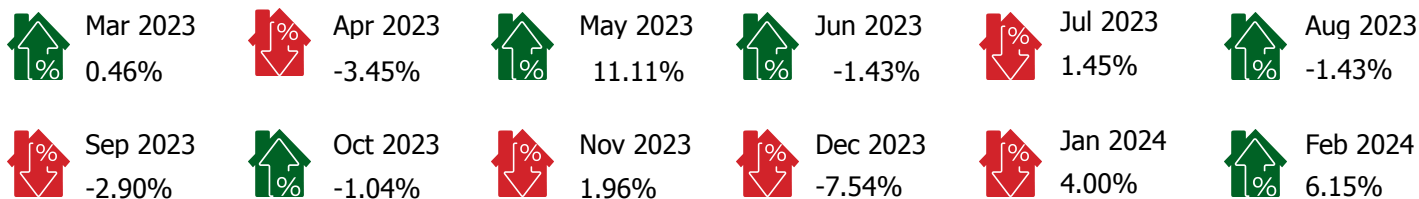
FEBRUARY 2024

SFR & CONDO MEDIAN SALES PRICE LAST 12 MONTHS




MONTH OVER MONTH TRENDS

SFR % Change



Condo % Change

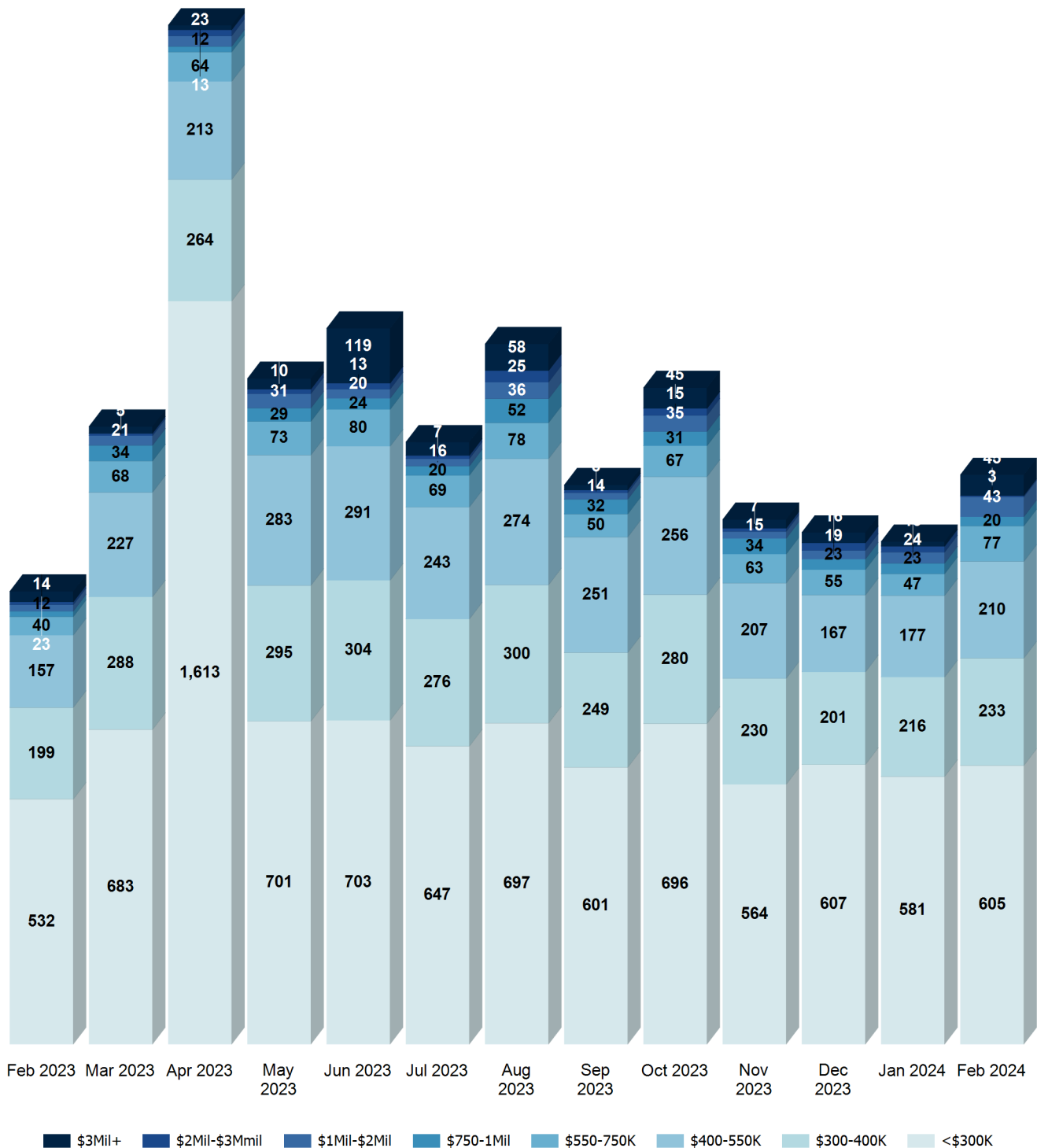


MARKET ACTIVITY & TRENDS



FEBRUARY 2024

SALES VALUE RANGES



MARKET ACTIVITY & TRENDS

FEBRUARY 2024



COMMUNITY NAME	ZIP CODE	SFR					Condos			
		SALES	SALES # % YOY	MEDIAN PRICE (\$1,000)	PRICE % YOY	MEDIAN \$/ Sq. Ft.	SALES	SALES # % YOY	MEDIAN PRICE (\$1,000)	PRICE % YOY
ARVIN	93203	3	-52.78%	\$280	460.00%	\$198	0	-100.00%	\$0	0.00%
BAKERSFIELD	93301	10	-11.71%	\$311	11.89%	\$307	2	-25.00%	\$211	0.00%
BAKERSFIELD	93304	13	-16.60%	\$286	14.40%	\$214	0	150.00%	\$0	0.00%
BAKERSFIELD	93305	21	-2.11%	\$191	-23.68%	\$165	0	-60.00%	\$0	0.00%
BAKERSFIELD	93306	39	-28.01%	\$330	6.45%	\$210	6	-14.67%	\$456	-0.11%
BAKERSFIELD	93307	34	-29.96%	\$303	21.00%	\$249	0	-15.38%	\$0	0.00%
BAKERSFIELD	93308	49	-25.88%	\$298	-10.53%	\$215	0	-61.54%	\$0	0.00%
BAKERSFIELD	93309	36	-26.20%	\$335	6.35%	\$222	9	-13.28%	\$215	13.16%
BAKERSFIELD	93311	53	-25.56%	\$494	16.24%	\$256	25	24.00%	\$599	15.19%
BAKERSFIELD	93312	41	-32.07%	\$469	19.11%	\$240	0	0.00%	\$0	0.00%
BAKERSFIELD	93313	49	-18.34%	\$379	-5.25%	\$253	2	16.13%	\$319	43.15%
BAKERSFIELD	93314	24	-39.25%	\$515	3.00%	\$261	0	-73.33%	\$0	0.00%
BAKERSFIELD TOTAL		369	-23.25%	\$355	5.36%	\$236	44	-7.31%	\$360	17.85%
BODFISH	93205	6	-22.08%	\$153	3.39%	\$125	0	0.00%	\$0	0.00%
BORON	93516	5	-9.09%	\$155	3.33%	\$127	0	0.00%	\$0	0.00%
BUTTONWILLOW	93206	2	41.67%	\$367	132.70%	\$221	0	0.00%	\$0	0.00%
CALIENTE	93518	2	-18.18%	\$325	8.17%	\$211	0	0.00%	\$0	0.00%
CALIFORNIA CITY	93505	20	-19.05%	\$240	6.67%	\$179	0	-33.33%	\$0	0.00%
DELANO	93215	15	-39.30%	\$285	3.64%	\$235	0	0.00%	\$0	0.00%
FELLOWS	93224	1	-35.29%	\$80	0.00%	\$52	0	0.00%	\$0	0.00%
FRAZIER PARK	93225	10	-8.28%	\$340	30.77%	\$362	0	-100.00%	\$0	0.00%
INYOKERN	93527	2	5.41%	\$212	173.02%	\$147	0	0.00%	\$0	0.00%
LAKE ISABELLA	93240	13	-12.75%	\$212	154.65%	\$170	0	0.00%	\$0	0.00%
LAMONT	93241	2	-31.25%	\$155	-37.50%	\$280	0	0.00%	\$0	0.00%
LOST HILLS	93249	1	-55.56%	\$200	0.00%	\$135	0	0.00%	\$0	0.00%
MARICOPA	93252	4	-25.00%	\$165	98.80%	\$121	0	0.00%	\$0	0.00%
MC FARLAND	93250	48	33.33%	\$420	55.56%	\$4,078	0	0.00%	\$0	0.00%
MOJAVE	93501	7	-27.43%	\$140	-48.53%	\$143	0	0.00%	\$0	0.00%
NORTH EDWARDS	93523	1	-24.24%	\$103	2.50%	\$73	0	0.00%	\$0	0.00%
PINE MOUNTAIN CLUB	93222	10	-15.70%	\$358	1.42%	\$237	0	0.00%	\$0	0.00%
RANDBURG	93554	1	0.00%	\$160	0.00%	\$185	0	0.00%	\$0	0.00%
RIDGECREST	93555	36	-29.18%	\$215	-25.52%	\$152	1	14.29%	\$260	108.84%
ROSAMOND	93560	17	-34.88%	\$459	17.39%	\$218	0	0.00%	\$0	0.00%

COMMUNITY NAME	ZIP CODE	SFR					Condos			
		SALES	SALES # % YOY	MEDIAN PRICE (\$1,000)	PRICE % YOY	MEDIAN \$/ Sq. Ft.	SALES	SALES # % YOY	MEDIAN PRICE (\$1,000)	PRICE % YOY
SHAFTER	93263	21	-25.82%	\$392	-6.40%	\$599	0	-75.00%	\$0	-100.00%
TAFT	93268	23	-25.22%	\$215	14.67%	\$165	0	-100.00%	\$0	0.00%
TEHACHAPI	93561	42	-18.93%	\$404	12.22%	\$257	0	28.57%	\$0	0.00%
WASCO	93280	7	-28.65%	\$232	-18.60%	\$170	0	0.00%	\$0	-100.00%
WELDON	93283	2	-22.22%	\$183	0.00%	\$120	0	0.00%	\$0	0.00%
WOFFORD HEIGHTS	93285	5	-37.30%	\$200	2.56%	\$186	0	0.00%	\$0	0.00%